

## Dict.cc Handbook for Contributors (Version 10.07.2010)

Thomas Riplinger

### KEY-WORD INDICES

English	3
German	9

### TABLE OF CONTENTS

<a href="#">Dict.cc Handbook for Contributors (Version 10.07.2010)</a>	<a href="#">1</a>
<a href="#">1. Preface</a>	<a href="#">15</a>
<a href="#">2. Who can contribute?</a>	<a href="#">16</a>
<a href="#">3. What can I contribute?</a>	<a href="#">22</a>
<a href="#">4. How can I make a new entry?</a>	<a href="#">41</a>
<a href="#">5. How can I review entries?</a>	<a href="#">53</a>
<a href="#">6. How can I justify an entry or a vote?</a>	<a href="#">66</a>
<a href="#">7. How can I avoid outvotes?</a>	<a href="#">72</a>
<a href="#">APPENDIX I: on-line and off-line dictionaries and other resources</a>	<a href="#">74</a>
<a href="#">Index of Resources (by abbreviations) as described in this Appendix</a>	<a href="#">74</a>
<a href="#">What sources to use When?</a>	<a href="#">76</a>
<a href="#">DESCRIPTIONS OF INDIVIDUAL RESOURCES</a>	<a href="#">78</a>
<a href="#">1. Bilingual resources</a>	<a href="#">78</a>
<a href="#">2. MONOLINGUAL Resources</a>	<a href="#">91</a>
<a href="#">3. SPECIALIZED DICTIONARIES AND GLOSSARIES FOR INDIVIDUAL FIELDS</a>	<a href="#">99</a>
<a href="#">APPENDIX II: ONLINE BIBLE AND QURAN VERSIONS</a>	<a href="#">105</a>
<a href="#">APPENDIX III. SUBJECT AREAS IN SYSTEMATIC OVERVIEW</a>	<a href="#">109</a>

## Key-word Index – English (references are to paragraph numbers)

abbreviations	3.2.4. 4.2.2.
abstaining from voting	5.4.8.
adjectives	3.3.4. 4.2.1. 4.2.3.
adjective position tags	3.3.4.
administrative terms	3.2.2. 3.2.11.
adverbs	3.3.5. 4,2,3,
alternative translations	3.1.
American usage tag	4.2.3.
angle brackets	4.2.2
archaic usage tag	4.2.3.
art works, titles of	3.2.9.
Asiatic English tag	4.2.3.
attributes (nouns as adjectives)	3.3.4,
attributive adjectives	3.3.4.
attributive nouns	3.3.4.
Austrian German tag	4.2.3.
author's names	3.2.9. 4.2.2.
botanical names	4.2.2.
bracketed entries	4.2.2.
brackets, curly	4.2.3.
brackets, pointed	4.2.2.
brackets, round	4.2.2.
brackets, square	4.2.2.
brand-names	3.2.8.
British usage tag	4.2.3.
buildings, names of	3.2.8.
bulk input entries	3.6.
businesses, names of	3.2.8.
calling up deleted entries	5.4.4.
calling up terms in square brackets	4.2.2.
calling up the edit form	5.3.
calques	3.6.
Canadian usage tag	4.2.3.
case tags for prepositional objects	4.2.3. 4.2.4.
case tags with "etw."	4.2.4.
cause / effect confusion	3.6.
changing your vote	5.5.1.
checking for duplicate entries	4.1. 5.4.1.
<i>Chemnitz</i> entries	1.
clarifications of a translation	4.2.2.
cloned translations	3.6.
cloud presentation of the subject-field list	4.3.
collective nouns	4.2.3.
colloquial expressions	3.2.3. 4.2.3.
colloquial usage tag	3.2.3. 4.2.3.
comic book language	3.2.3.
comma entries	5.4.3.
comment only votes	5.4.6.
commentary field	4.4.
comments link	2.1.1.
comparison of adjectives	3,5,
complaints about a user	2.2.

composers	3.2.9.
conjugation of verbs	3,5,
conjunctions	3.3.8. 4.2.3.
contact form	2.3.
conventions, instructions and guidelines	1.
coordinated nouns	3.3.1.
corporations, names of	3.2.8.
curly brackets	4.2.3.
dated usage tag	4.2.3.
declensions	3.5.
declined adjectives	4.2.1,
definition / translation confusion	3.6.
definitions as justification	6.2.
definitions as translation substitutes	3.2.11.
definitions of terms	3.1. 3.2.11. 4.2.2.
delete vote	5.4.4.
deleted entries	5.4.4.
“Denglisch” usages	6.1.3.
descriptions of term usage	3.2.11.
dictionaries as sources	6.1.1. APPENDIX I
direction of translation	3.1. 4.4.
“Disney” characters, places, etc.	3.2.10.
dots as a place-marker	4.2.4.
duplicate entries	5.4.1.
Eastern German tag	4.2.3.
edit box	5.3.
edit button	5.3.
edit page	5.3.
elision marker as a place-holder	4.2.4.
entering a translation pair	4.2.
entry box	4.2
entry history	3.1. 5.3. 5.4.6.
entry number searching	5.4.4.
entry number	5.3.
E-number (for food additives)	3.2.2.
erroneous usage entries	3.2.3.
etwas (place-holder)	4.2.4.
example phrases or sentences	3.2.13.. 4.2.
explanations as justification	6.2.
explanations	3.1.
false friends	3.6.
“false” terms and expressions	3.2.3.
fictional persons, places, objects	3.2.10.
figurative usage tag	4.2.3.
films, titles of	3.2.9.
final votes	5.1.
finding deleted entries	5.4.4.
finding terms in square brackets	4.2.2.
first name entries	3.2.5
formal correctness	5.4.2.
forum contributions	2,2,
forum discussions as a source	6.1.5.
forum postings link	2.1.1.

free translation	3.1. 3.6.
gehoben usage tag	4.2.3.
gender / number tags (declension)	4.2.3.
genre markers	4.3.
geographic names	3.2.7.
gerund	3.3.1.
getting to the entry form	4.1.
good translation criteria	3.6. 5.1. 5.4.2
Google as a source	6.1.3.
guidelines	1.
Hall of Fame	2.4.
history page	3.1. 5.3. 5.4.6.
How can I avoid outvotes?	7.
How can I justify an entry or a vote?	6.
How can I make a new entry?	4.
How can I review entries?	5.
How to register?	2,1,1,
humorous usage tag	4.2.3.
hyperlinked sources	6.1.
Idioms	4.3.
idiosyncratic usages	3.2.3.
indefinite pronoun	4.2.4.
Indian English tag	4.2.3.
individual word entries	4.2.
infinitive form	3.3.1. 3.3.2.
inflection tables	3.5.
inflections	3.5.
input archived link	2.1.1.
input deleted link	2.1.1.
Input limitation	4.5.
input pending link	2.1.1.
input recently finalized link	2.1.1.
Institutions, names of	3.2.8.
instructions and guidelines	1.
interjections	3.3.9.
internet terms and messaging slang	4.3.
Internet sources	6.1.
Internet translation resources	4.2.
intransitive verbs	3.3.2.
Irish usage tag	4.2.3.
jargon	3.2.3.
jemand (place-holder)	4.2.4.
job titles and designations	3.2.2.
justifying your entry / vote	4.4. 5.4.5. 6.
kinds of entries	3.1.
kings, names of	3.2.6.
laws	3.2.2. 3.2.11.
legal terms	3.2.2. 3.2.11.
legislative acts	3.2.2. 3.2.11.
Limited input mode	4.5.

links to frequently used sources	6.1.
List of subject fields	4.3.
literal translation	3.1.
literary works, titles of	3.2.9.
login	2.1.
logging in	2,1,2.
mandatory practice rules	1.
meine Daten-page	2.1.1.
message box	2,3.
misspellings in common use	2.2.1. 2.2.3.
monetary units	4.3.
<i>Mr. Honey</i> entires	1.
multi-word entries	4.2.
musical compositions, titles of	3.2.9.
my account-page	2.1.1.
names of author's	4.2.2.
names of botanical species	4.2.2
names of fictional characters, places, etc.	3.2.10.
names of geographic entities	3.2.7.
names of prominent persons	3.2.6
names of zoological species	4.2.2
neologisms	3.2.3. 4.3.
nickname	2.2.
non- and sub-standard expressions	3.2.3.
Northern German tag	4.2.3.
notifications per email	2.1.1. 2.3.
nouns	3.3.1.
number of one's contributions	2.1.1. 2.2.
number tags (declension)	4.2.3.
obsolete spelling variant tags	3.2.1.
obsolete usage tag	4.2.3.
old entries	1.
old German spelling tag	4.2.3.
OneLook Dictionary as a source	6.1.4.
oneself (place-holder)	4.2.4.
optional conventions	1.
optional terms in a translation	4.2.2.
orthography	3.4.
outvotes	5.1. 7.
parentheses	4.2.2.
part / whole confusion	3.6.
participles	3.3.3. 4.2.3.
parts of speech	3.3.
pejorative usage tag	4.2.3.
pen/pencil button	5.3.
personal page	2.1.1. 2.2.
personal statistics	2.1.1.
phrasal verbs	3.3.2. 6.1.3. (4)
place names	3.2.7.
place-holders	4.2.4.
place-holders in brackets at the beginning of verb entries	4.2.2.
poetic usage tag	4.2.3.

poor translations	3.6.
popes, names of	3.2.6.
position tag for adjectives	3.3.4.
predicative adjectives	3.3.4.
prefixes	3.3.10.
prepositional phrases	3.3.7.
prepositions	3.3.7. 4.2.3.
professional titles	3.2.2.
pronoun place-holders	4.2.4.
pronoun, indefinite	4.2.4.
pronoun, reflexive	4.2.4.
pronouns	3.3.6. 4.2.4.
proper translation	5.4.2.
proverbs	3.2.12. 4.3.
quality of one's contributions	2.1.1. 2.2. 7.
quotations	3.2.12.
ranking (Hall of Fame)	2.4.
rare expressions	3.2.3.
re-checking one's vote	5.5.
reflective verbs	3.3.2
reflexive pronoun	4.2.4.
regional usage tags	4.2.3
registered contributor	2.1.
registration	2.1.
related term confusion	3.6.
remember-me function	2.1.2.
re-opening an already verified entry	5.6.
reporting a user for abuse	2.2.
restricted usage tags	4.2.3.
restrictions of usage	4.2.2.
review button	5.3.
review wizard	2.1.1.
revoking a vote or comment	5.5.2.
round brackets (parentheses)	4.2.2.
rulers, names of	3.2.6.
saints, names of	3.2.6.
sample sentences as justification	6.3.
scientific names for plants and animals	3.2.2. 4.2.2.
Scots usage tag	4.2.3.
searching for deleted entries	5.4.4.
searching for terms in square brackets	4.2.2.
self-delete	5.4.4.
separate entries for synonyms	4.2.1.
separate entry rule	4.2.1.
slang expressions	3.2.3.
slang expressions used in Internet messaging	3.2.3. 4.3.
slang usage tag	4.2.3.
slash entries	4.2.1.
slavish translations	3.6.
somebody (place-holder)	4.2.4.
someone (place-holder)	4.2.4.
something (place-holder)	4.2.4.
sources frequently cited	6.1. APPENDIX I

South African usage tag	4.2.3.
South German tag	4.2.3.
specialized terms	4.3.
spelling variant tag	3.2.1. 3.4. 4.2.1. 4.2.3.
splitting an entry	5.4.3.
square brackets	4.2.2. 4.2.3
subject field	4.3.
subject field "F"	3.2.9. 3.9.10.
submitting a vote	5.4.6.
submitting your entry	4.5
substitute definitions of terms	3.2.11.
Swiss German tag	4.2.3.
synonym entries	4.2.1.
tag order	4.2.3.
tags in curly brackets	4.2.3.
tags in curly brackets	4.2.3.
tags in square brackets	4.2.3.
tags	4.2.3.
technical terms	3.2.2.
television productions, titles of	3.2.9.
temporal restriction tag	4.2.3.
titles of art works	3.2.9 4.2.2.
titles of films	3.2.9. 4.2.2.
titles of literary works	3.2.9. 4.2.2.
titles of musical compositions	3.2.9. 4.2.2.
titles of scientific, philosophical, theological works	3.2.9. 4.2.2.
tools	5.3.
trademarks	3.2.8.
transitive verbs	3.3.2.
translator's names	3.2.9.
URLs as sources	6.1.
unaesthetic expressions	3.2.3. 5.2 Rule 3
useless translations	3.2.13
verbs	3.3.2.
verbs with prepositional complements (phrasal verbs)	3.3.2. 6.1.3. (4)
verification step by step	5.4.
verification	5.1.
vocabulary list	3.1.
voice recordings link	2.1.1.
votes archived link	2.1.1.
votes outvoted link	2.1.1.
votes pending link	2.1.1.
votes pending list	5.5.
votes re-opened link	2.1.1.
voting	5.1. 5.4.6.
voting accuracy rate	5.1.
voting power	5.1.
voting rules	5.2.
vulgar usage tag	3.2.3. 4.2.3.
weights and measures	4.3.
What can I contribute?	3.
Who can contribute?	2.

Wikipedia as a source  
Wizard tutorial

6.1.2.  
2.1.1. 5.3.

zoological names

3.2.2.



## Key-Word Index – Deutsch (Siehe Paragraphennummern))

Abgabe eines Votums	5.4.6.
Abkürzungen	3.2.4. 4.2.2.
Abruf des Edit-Formulars	5.3.
Abruf des Entry-Boxes	4.1.
Abruf eines “deleted” Eintrags	5.4.4.
Abruf eines in eckigen Klammern stehenden Wortes	4.2.2.
Abruf nach einer Eintragsnummer	5.4.4.
Abruf von Worten in eckigen Klammern	4.2.2.
Adjektive	3.3.4. 4.2.1. 4.2.3.
Adjektiv-Stellungstag	3.3.4.
Administrative Begriffe	3.2.2. 3.2.11.
Adverbien	3.3.5. 4,2,3,
Akademische Titel	3.2.2.
Alte Schreibweise nach Duden	4.2.3.
Alteinträge	1.
Alternative Übersetzungen	3.1.
Amerikanismen-Tag	4.2.3.
Änderung eines Votums	5.5.1.
Archaisch-Tag (archaic usage tag)	4.2.3.
Arten von Einträgen	3.1.
Asiatisches English tag	4.2.3.
Attribute (Substantive als Adjective)	3.3.4.
Attributive Adjektive	3.3.4.
Auslassungsmarker als Platzhalter	4.2.4.
Autorennamen	3.2.9. 4.2.2.
Begründung eines Eintrags oder eines Votums	4.4. 5.4.5. 6.
Beispielphrasen oder –sätze	3.2.13. 4.2.
Beispielsätze als Begründung	6.3.
Benachrichtigung per Email	2.1.1. 2.3.
Berufsbezeichnungen	3.2.1.
Beschränkter Gebrauch Tag	4.2.3.
Beschreibung des Gebrauchs eines Ausdrucks	3.2.11.
Beschwerden über einen Benutzer	2.2
Beugung von Substantiven, Adjektiven, Verben	3.5.
Botanische Namen	4.2.2.
Britisch-Englisch-Tag	4.2.3.
Bulk-input-Einträge	3.6.
Calques	3.6.
Casus-Tag	4.2.3. 4.2.4.
Casus-Tag mit „etw.“	4.2.4.
Chemische Formel	3.2.2.
<i>Chemnitz</i> Einträge	1.
Clone-Übersetzungen	3.6.
Cloud-Darstellung der Fachgebiete (subject areas)	4.3.
Colloquial usage Tag	4.2.3.
Comics-Sprache	3.2.3.
“Comment only”- Voten	5.4.6.
Comments-Link	2.1.1.
Contact Form	2.3.
Definition / Übersetzung Konfusion	3.6.
Definitionen	3.1. 3.2.11 4.2.2.

Definitionen als Begründung	6.2.
Definitionen als Übersetzungersatz	3.2.11.
Deklination von Substantiven, Adjektiven, Pronomen	3.5.
Deklinierte Adjektive	4.2.1,
Deleted Einträge	5.4.4.
Delete-Votum	5.4.4.
„Denglisch“ Ausdrücke	6.1.3.
„Disney“ Figuren	3.2.10.
Dublette	5.4.1.
Duplikate	5-4-1
Eckige-Klammer (square brackets)	4.2.2.
Edit-Box	5.3.
Edit-Button	5.3.
Edit-Seite	5.3.
Einloggen	2,1,2.
Einschränkung des Gebrauchs eines Ausdrucks	4.2.3.
Eintrag einer Übersetzung	4.5
Einträge mit mehreren Worten	4.2.
Eintragen eines Übersetzungspaares	4.2.
Eintragsgeschichte	3.1. 5.3. 5.4.6.
Eintragsnummer	5.3.
Eintragungssperre	4.5.
Einzelworteinträge	4.2.
E-Nummer (für Lebensmittelzusätze)	3.2.2.
Entry-Box	4.2
Erklärungen zu einer Übersetzung	4.2.2.
Erläuterungen als Begründung	6.2.
Erläuterungen	3.1.
etwas (Platzhalter)	4.2.4.
Fachsprache (subject area)	4.3.
„Falsche“ Schreibungen und Redewendungen	3.2.3.
Falsche Freunde	3.6.
Figurativ- Tag	4.2.3.
Filmtitel	3.2.9
Fiktive Personen, Orte, Objekte	3.2.9. 3.2.10
Final-Voten	5.1.
Firmennamen	3.2.8.
Flexionen	3.5.
Flexionstabellen	3.5.
Formale Korrektheit	5.4.2.
Forum- Diskussionen als Quelle	6.1.5.
Forum-Beiträge	2,2,
Forum-Beiträge-Link	2.1.1.
Freie Übersetzungen	3.1. 3.6.
Gebäude (Namen von)	3.2.8.
Gehobene-Sprachniveau-Tag	4.2.3.
Gender / Nummer-Tag	4.2.3.
Genre-Bezeichnungen	4.3.
Geographische Namen	3.2.7.
Gerundium	3.3.1.
Gesetze	3.2.2. 3.2.11
Getrennte Einträge für Synonyme	4.2.1.
Gewichte und Maßeinheiten	4.3.

Google als Quelle	6.1.3.
Guidelines	1.
Gute Übersetzung	3.6. 5.1. 5.4.2
Hall of Fame	2.4.
Heilige (Namen von)	3.2.6.
Herrscher (Namen von)	3.2.6.
History-Seite	3.1. 5.3. 5.4.6.
Humor-Tag	4.2.3.
Idiome	4.3.
Idiosynkratische Ausdrücke	3.2.3.
Indisches English Tag	4.2.3.
Infinitivform von Verben	3.3.1. 3-3-2-
Input archived Link	2.1.1.
Input deleted Link	2.1.1.
Input pending Link	2.1.1.
Input recently finalized Link	2.1.1.
Input-Sperrung	4.5.
Institutionen	3.2.8.
Instruktionen und Guidelines	1.
Interjektionen	3.3.9.
Internet-Jargon	3.2.3. 4.3.
Internet-Quellen	4.2. 6.1.
intransitive Verben	3.3.2.
Irishes English Tag	4.2.3.
Irrtümliche Ausdrücke	3.2.3
Jargon	3.2.3.
jemand (Platzhalter)	4.2.4.
Job-Bezeichnungen	3.2.2.
juristische Begriffe und Regelungen	3.2.2. 3.2.11.
Kanadisches English Tag	4.2.3.
Klammer-Einträge (bracketed entries)	4.2.2.
Kollektive (sg. oder pl.)	4.2.3.
Könige (Namen von)	3.2.6.
Körperschaften	3.2.8.
Komma-Einträge	5.4.3.
Kommentar-Feld	4.4.
Komponisten	3.2.9.
Konjugation von Verben	3.5.
Konjunktionen	3.3.8. 4.2.3.
Konventionen, Instruktionen und Guidelines	1.
Koordinierte Substantive	3.3.1.
Korrekte Übersetzung	5.4.2.
Kunstwerke	3.2.9.
Links zu häufig benutzten Quellen	6.1.
Liste der Fachgebiete (subject areas)	4.3.
Literarische Werke als Einträge	3.2.9.
Login	2.1.
Markennamen	3.2.8.
Maßeinheiten	4.3.
meine Daten-Seite	2.1.1.

Message-Box	2,3.
Minderwertige (unästhetische) Ausdrücke	3.2.3.
<i>Mr. Honey</i> Einträge	1.
Musiktitel als Einträge	3.2.9.
Namen von Autoren	4.2.2.
Namen von bedeutenden Personen	3.2.6.
Namen von botanischen Spezies	4.2.2.
Namen von fiktiven Personen, Orten usw.	3.2.10
Namen von geographischen Begriffen	3.2.7
Namen von zoologischen Spezies	4.2.2
Neologismen	3.2.3. 4.3.
Nicknames	2.2.
„non- und substandard“ Ausdrücke	3.2.3.
Norddeutsch-Tag	4.2.3.
Nummer-Tag	4.2.3.
Nutzlose Übersetzungen	3.2.13.
Obsolete Schreibweise	3.2.1.
Obsolete-Tag	4.2.3.
OneLook Dictionary als Quelle	6.1.4.
oneself (Platzhalter)	4.2.4.
Optionale Konventionen	1.
Optionale Worte in einer Übersetzung	4.2.2.
Ortsnamen	3.2.7.
Ostdeutsche-Tag	4.2.3.
Österreichisch-Tag	4.2.3.
Outvotes	5.1. 7.
Päpste (Namen von)	3.2.6
Parenthesen	4.2.2.
Partizipien	3.3.3. 4.2.3.
Pejorativ-Tag	4.2.3.
Personal Page	2.1.1. 2.2.
Persönliche Statistiken	2.1.1.
Platzhalter	4.2.4.
Platzhalter in Klammern am Anfang von Verb-Einträgen	4.2.2
Poetisch-Tag	4.2.3.
Positions-Tag bei Adjektiven	3.3.4.
Prädikative Adjektive	3.3.4.
Präfixe	3.3.10.10.
Präpositionale Ergänzungen zu Verben	3.3.2. 6.1.3 (4)
Präpositionen	3.3.7. 4.2.3.
Praxisregel, verbindliche und empfohlene	1.
Pronomen	3.3.6. 4.2.4.
Pronomen-Platzhalter	4.2.4.
Proverbs	3.2.12. 4.3
Punkte als Platzhalter	4.2.4.
Qualität der eigenen Beiträge	2.1.1. 2,2, 7
Quellen für Übersetzungen	6.1.
Rangliste (Hall of Fame)	2.4.
Rechtschreibung	3.4.
Rechtschreibvarianten	3.2.1. 3.4.
	4.2.1. 4.2.3.

Reflexivpronomen	4.2.4.
Reflexivverben	3.3.2.
Regionaler Gebrauch Tag	4.2.3
Registrierte Benutzer	2.1.
Registrierung	2.1.
Remember-me Function	2.1.2.
Re-opening eines einst verifizierten Eintrags	5.6.
Review- Button	5.3.
Review Wizard	2.1.1.
Revoke	5.5.2.
Richtung einer Übersetzung	3.1. 4.4.
Rücknahme eines Votums	5.5.2.
Rund-Klammer (round brackets)	4.2.2.
Schimpf- und Schmähworte	3.2.3.
Schlechte Übersetzung	3.5
Schrägstrich-Einträge	4.2.1.
Schweif-Klammer (curly brackets)	4.2.3.
Schweizerdeutsch-Tag	4.2.3.
Scots Englisch Tag	4.2.3.
Selbst-delete	5.4.4.
Seltene Ausdrücke	3.2.3.
Sklavische Übersetzungen	3.6.
Slang	3.2.3.
Slang-Tag	4.2.3.
somebody (Platzhalter)	4.2.4.
someone (Platzhalter)	4.2.4.
something (Platzhalter)	4.2.4.
Spezialtermini	4.3.
Spitze Klammer (angle brackets)	4.2.2
Splitting	5.4.3.
Subjekt (Fachsprache)	4.3.
Subjekt „F“ (Fiktion)	3.2.9. 3.2.10
	2.1.10.
Substantive	3.3.1.
Südafrika-Tag	4.2.3.
Süddeutsch-Tag	4.2.3.
Synonyme Einträge	4.2.1.
Tag-Reihenfolge	4.2.3.
Tags in eckigen Klammern	4.2.3.
Tags in Schweifklammern	4.2.3.
Tags	4.2.3.
Technische Termini	3.2.2.
Teil / Ganzes Konfusion	3.6.
Titel von Filmen	3.2.9. 4.2.2.
Titel von Kunstwerken und -objekten	3.2.9. 4.2.2.
Titel von literarischen Werken	3.2.9. 4.2.2.
Titel von Musikkompositionen	3.2.9. 4.2.2.
Titel von wissenschaftlichen Werken	1.3.9. 4.2.2.
Tools	5.3.
Transitive Verben	3.3.2.
TV-Produktionen, Titel von	3.2.9.
Überprüfung der eigenen anhängigen Voten	5.5.
Überprüfung nach Duplikaten	4.1. 5.4.1.

Übersetzernamen	3.2.9.
Umgangssprachliche Ausdrücke	3.2.6. 4.2.3.
Unästhetische aber nicht falsche Ausdrücke	3.2.3. 5.2 Regel 3
Unbestimmte Pronomen	4.2.4.
URLs als Quellen	6.1.
Ursache / Wirkung Konfusion	3.6.
Verben	3.3.2.
Verben mit präpositionalen Ergänzungen	3.3.2. 6.1.3 (4)
Verfassernamen	3.2
Verifikation Schritt für Schritt	5.4.
Verifikation	5.1.
Verwandter Begriff Konfusion	3.6.
Verzicht auf Abstimmung (abstaining from voting)	5.4.8.
Vokabelliste	3.1.
Vornamen	3.2.5.
Votes archived Link	2.1.1.
Votes outvoted Link	2.1.1.
Votes pending Link	2.1.1.
Votes pending Liste	5.5.
Votes re-opened Link	2.1.1.
Voting	5.1. 5.4.6.
Voting accuracy rate	5.1.
Voting power	5.1.
Voting rules	5.2.
Votum-Abgabe	5.1. 5.4.6.
Vulgärausdrücke, Vulgär-Tag	3.2.3. 4.2.3.
Währungseinheiten	4.3.
Was kann ich eintragen?	3.
Wer kann beitragen?	2.
Wie kann ich einen Eintrag oder ein Votum begründen?	6.
Wie kann ich einen Eintrag überprüfen?	5.
Wie kann ich einen neuen Eintrag machen?	4.
Wie kann ich mich registrieren?	2,1,1,
Wie kann ich Outvotes vermeiden?	7.
Wikipedia als Quelle	6.1.2.
Wissenschaftliche Namen für Pflanzen und Tiere	3.2.2. 4.2.2.
Wizard Tutorial	2.1.1. 5.3.
Wörterbücher als Quellen	6.1.1.
Wortarten (parts of speech)	3.3.
Wörtliche Übersetzung	3.1.
Zählung der Beiträge eines Benutzers	2.1.1. 2.2.
Zeitlicher Gebrauchseinschränkung	4.2.3.
Zitate	3.2.12.
Zoologische Namen	4.2.2.
Zurücknahme eines Votums oder Kommentars	5.5.2.

## 1. Preface

Over the years, many **conventions** have been established, which go beyond the official *Instructions* and *Guidelines*<sup>1</sup>. Many of these conventions are optional, being practiced by some but not all contributors and reviewers. The procedures for entering new translation pairs and reviewing existing ones have grown more and more complicated: there are now many things to watch out for to avoid deletes and outvotes. Moreover, though concentrated efforts are under way to bring old entries up to current standards, there are thousands of **old entries**, among them translations taken over in the early days from the *Mr. Honey* and *Chemnitz* vocabularies, which do not correspond to current rules and conventions. This is confusing for new users, and even experienced users are not always sure about the latest rules and conventions. For this reason, analogy, intuition and trial and error no longer suffice to avoid outvotes, which detract from ones voting accuracy rate and thus impair ones voting power (see below under *Section 2.2. Personal page*). Thus, for both beginners and old-hands, there is need for a resource offering systematic advice and answering specific questions.

The present handbook is an attempt to respond to this need. Unlike the *Dict.cc Introduction* and the *Guidelines*, it is a personal response, not an official rule book: it is based on my own experience over the years in answering my own and other users' questions, and it reflects my own practice and preferences. I have, however, attempted to distinguish clearly between **mandatory practice rules** laid down in the *Guidelines* (or emergent in the discussions in the "contribute" section of the FORUM) and **optional conventions** practiced by myself and only some other users. Such optional practices are identified by expressions like "you can ...", "you may wish to ..." etc.

The format of this manual is that of a FAQ (frequently asked questions), which are then answered in more or less systematic, and often lengthy, explanations. To aid browsing / skimming, key words are highlighted (bold face) in the text. The explanations are in English, because such a complicated text in German might prove too difficult for our English speaking colleagues. To provide orientation for German speaking colleagues, however, systematic and alphabetical indices of the corresponding German key words are provided. These can be used to find answers to specific questions.

The FAQ Section has been brought up to date as of July 2010, taking account of the new version of the *Guidelines* and the results of various recent *FORUM* discussions in the Contribute section. In a new APPENDIX I, an attempt has been made to identify and describe the diverse sources (dictionaries, glossaries, etc.) that can be used for justifying contributions and reviews. Wherever possible, links to the respective home- or search-pages of the online sources have been included. APPENDIX III presents a systematic list of the various subject fields to show where they overlap or exhibit subordination.

---

<sup>1</sup> The *Instructions* are found in the right column of the normal *Dict.cc* Contribute Page, under the headline "Instructions & Tools". If they are not immediately visible, click "Instructions" in the gold-colored menu bar beneath that headline. When you have read them, go on to read the *Guidelines* by clicking "Guidelines" or "GL" in the gold-colored menu bar over the main portion of the page. The Guidelines are divided into three sections: (1) standard abbreviations; (2) General Information and Guidelines - comprising information applicable to all versions of *Dict.cc* - and (3) Rules and Conventions: German - English - comprising special norms for the German/English version. In contrast to the present handbook, the *Instructions* and *Guidelines* constitute official and binding regulations. The new Guidelines-system was introduced on 16.04.2009 and is described in the *Dict.cc History* [<http://www.dict.cc/german-english-dictionary.php>] under the entry "2009.04.16 New Guidelines System". On 11.11.2009, Paul released a revised version of the second part of the Guidelines to clarify a number of open questions. The discussion that lead to this revised version can be found in the Forum under <http://forum.dict.cc/?pagenum=10225&hilite=474609&kw=Guidelines#entry471311>

## 2. Who can contribute?

### 2.1. Registration and login

In principle, anyone can contribute new entries and can verify or change existing entries. It is better, however, to register before contributing. As a **registered contributor** you are automatically credited with 2 voting-strength points and your contributions (new entries and votes) will show your user-name and voting strength – contributions by non-registered votes are registered with their IP-number.

#### 2.1.1. How to register ["my account"]

To register and to log in, there is a [LINK](#) on the right end of the golden menu bar: "Log in" "Sign up" near the top of the page. Moving the cursor to the one or the other [LINK](#) without clicking will call up the respective context menu. For registration, you will be asked to fill out a form with mandatory basic information and voluntary supplementary information. Mandatory is your name, nickname, and email address. Upon registration, you will be assigned a password, which you can change to one of your choice.

Registration creates a "**my account**"-page ("**meine Daten**"), to which only you have access. The main body of this page distinguishes between *basic information* required for registration and *optional information* which you may choose to make public on your **personal page**, which will then be visible to other users. At the end of each rubric, an "edit"-button allows you to change the information entered in the line. As an illustration, my own account page looks like this:

View or edit your personal information	
» <a href="#">Log out tomaquinaten</a>	<b>My Input:</b> Pending — Archived — Deleted — Recently Finalized
» <a href="#">My personal page</a>	<b>My Votes:</b> Pending — Archived — Outvoted — Re-Opened
	<b>Other Work:</b> Voice Recordings — Forum Postings — Comments
<b>Basic Information</b>	
<b>Nickname</b>	tomaquinaten <a href="#">Close Account</a> <a href="#">edit</a>
<b>Login history</b>	2009-09-28 12:38 from p5B2F7DAB.dip.t-dialin.net 2009-09-27 21:06 from p5B2F4B1D.dip.t-dialin.net 2009-06-29 14:34 from p5B2F621B.dip.t-dialin.net
<b>E-Mail</b>	thomas.riplinger@gmx.de <a href="#">edit</a>
<b>Password</b>	***** <a href="#">edit</a>
<b>Preferences</b>	Contact form visible to registered users only. Click "edit" for more options. <a href="#">edit</a>
<b>Optional Information - visible on your personal page</b>	
<b>Country</b>	UNITED STATES (Native)  GERMANY (Resident) <a href="#">edit</a>
<b>Region (Accent)</b>	<a href="#">edit</a>
<b>Real name</b>	Thomas Riplinger <a href="#">edit</a>
<b>Web site</b>	<a href="#">edit</a>
<b>Language skills</b>	EN 5, DE 5, FR 3, LA 3 Native language: EN <a href="#">edit</a>
<b>Contact Information</b>	<a href="#">edit</a>
<b>Personal information</b>	Geb. 17.04.39 in Chicago M.A. in Philosophie und Theologie, Aquinas Institut Doktorat in kath.Theologie der Uni Tübingen (1974) Dokumentar für Theologie an der Uni Tübingen, 1981-20... <a href="#">edit</a>
<b>Business information</b>	Feel free to use this space to advertise your products or services if you offer something other users might be interested in. <a href="#">edit</a>
<b>Photo or Company logo</b>	Click edit to upload an image. <a href="#">edit</a>

**My Statistics**  
 EN <> DE  
 Registration 2006-04-24  
 Last Activity Today  
 Forum Answers 109  
**Vocabulary Contributions**  
 Input total pending 1687 14  
 Votes (Reviews) 23936  
 Voting Accuracy 99.5  
 Voting Power 5

Of the *basic information*, only the **nickname** is revealed on the personal page. Your **email address** will NEVER be made public by *Dict.cc*, (unless you yourself choose to do so under the optional rubric "contact information"). However, to make **communication** among users possible, there is an option described below, which creates a message box on your personal page, so that other users can contact you, for example, to inform you about a threatening out-vote or to ask your opinion about an entry. Though your email address remains hidden to the sender, you will receive an email from the sender, including the sender's email address.



Of the *optional information*, some rubrics are useful to enable other contributors to evaluate your contributions in the reviewing process. To this category belong:

- native country (where you grew up) / country of current residence
- regional accent [important for audio contributions]
- language skills rated by yourself on a scale from 1 to 5, from “just a few words” to “professional”, with a special rubric to indicate your native language
- personal information about your education and occupations.

Other information about your hobbies, your personal or business website, the services you may offer, photos, etc. can be useful to promote your commercial or personal interests.

Many contributors choose to reveal little or no personal information on their personal page. Sometimes this is due to a general reluctance to reveal personal data on the Internet; in other cases it is the result of painful experiences of being abused verbally in emails, commentaries or FORUM discussions. Some contributors, for instance, deliberately play down their language skills, because their ratings have been insultingly called into question by other users. This does not happen frequently, but it does happen. Corresponding reactions are understandable but regrettable. It is better to report cases of abuse to Paul Hemmetsberger, who has the power to temporarily disable or even to close the accounts of abusers permanently. ABUSERS HAVE NO PLACE IN *Dict.cc*.

At the end of the basic information section, the rubric “**preferences**” allows you to choose various options for handling your account. Clicking the “edit”-button calls up the following menu, where you can check the options of your choice.

### Edit preferences

#### Display a Contact Form on my Personal Page (receive e-mails without showing your e-mail address)

- ☐ Contact form visible to everybody.
- ☒ Contact form visible to registered users only.
- ☐ Don't display a contact form.

#### Contribute: Delete Warnings

- ☒ Send an e-mail when sb. proposes one of my vocabulary submissions for deletion.
- ☐ Don't notify me.

#### Contribute: Re-Opening Notification and Verification Delay (see also: [My Re-Opened Votes](#))

- ☒ Send an e-mail when sb. re-opens an entry I submitted or reviewed.  
Wait for my vote on re-opened entries I previously voted on.
- ☐ Send e-mail and wait for my vote only for possible outvotes (last 500 votes).
- ☐ Don't notify me, but wait for my vote on re-opened entries.
- ☐ Don't notify me.

#### Forum: Contribute Notification

- ☒ Send e-mail notification for new "contribute" forum postings.
- ☐ Don't notify me.

#### Review Wizard

- ☐ On - display simplified form
- ☒ Off - full functionality

NOTE: Until you have cast your first 100 votes, only the first two options will be displayed; thereafter you will also be able to choose the third, fourth, and fifth options as well. The **notification by email** of threatening deletion, of re-opened entries, and of new entries in the FORUM dealing with questions concerning Guidelines and conventions contains [LINKs](#) to the corresponding entries. As explained below under *Section 2.3*, messages sent via the "Contact Form" will show your email address only to the recipient. The last option "**Review Wizard**" allows you to turn off the simplified edit-form routine (see *Section 5.3. Calling up the edit form.*), when you have acquired sufficient experience with the verification procedure.

At the top of the "my account" page, you find on the left [LINKs](#) to **log out** and to **go to your personal page**.

To the right of the middle, you will find a series of useful [LINKs](#) enabling you to keep tabs of your recent activities as a contributor:

**My Input:** Pending — Archived — Deleted — Recently Finalized  
**My Votes:** Pending — Archived — Outvoted — Re-Opened  
**Other Work:** Voice Recordings — Forum Postings — Comments

In the column at the right of this data page, you will find some useful **statistics**, e.g. date of registration, date of last activity, number of FORUM entries, as well as information about the **number and quality of your contributions**.

### 2.1.2. Logging in

If you are a registered contributor, don't forget to **log-in** each time you are on-line (you can use the **remember-me function** to avoid having to log-in manually): only when logged-in, will your two voting-points be counted as such. If you have failed to log in, you will be reminded to do so by the [LINK](#) "Log in" in the upper right corner of the page.

Have no fear, as a logged-in registered contributor you are protected against spammers and hackers

### 2.2. Personal page

Your **personal page** shows only the personal information that you have decided to reveal. You need not reveal your real name or email address. Information about your language skills, education, and fields of interest, however, can be helpful for other users, better to evaluate your contributions.


**You can reach your personal page** by clicking the [LINK](#) on your "my-account"-page. At any time you can call up your own or someone else's personal page by clicking the [LINK](#) "users" in the uppermost menu-bar and then entering the desired user-name in the box in the upper right corner. It is also possible to call up a personal page from an entry display or a history or users list, by clicking the user **nickname** of the person who has made or reviewed the entry.


As an illustration, here is the personal page of *Dict.cc*'s founder and administrator Paul Hemmetsberger:

[Home](#) | [About/Extras](#) | [Vokabeltrainer](#) | [Fachgebiete](#) | [Benutzer](#) | [Forum](#) | [Mitmachen!](#)

[Liste der Benutzer](#) > [Paul](#) > [Contributions](#)

Meine Daten



Native country  AUSTRIA

Region (Accent) Upper Austria

Real name Paul Hemetsberger, Admin of dict.cc

Web site <http://www.hemetsberger.com>

Native language German

**Language skills**

German ★★★★★ (professional level)

English ★★★★★ (semi-professional level)

Spanish ★ (just a few words)

**Contact information**

Paul Hemetsberger IT-Dienstleistungen  
Erdbergstraße 10/55  
1030 Wien, Austria  
+43-699-19437670 (Call/SMS in urgent cases, otherwise send e-mail)  
paul @ dict.cc

**Personal information**

I'm the developer and maintainer of dict.cc. I'm 31 years old and used to pay my rent developing web applications for clients. In 2002 I started dict.cc as a hobby project. Over the years it has grown into a full-time job, financially supported by online advertising.

I come from a small village in Upper Austria and am currently living in Vienna. My current interests include singing in the Vienna University Choir, running, going out with friends, inlineskating and riding my bike or motorcycle.

**My Vocabulary**

» [5 public vocabulary lists](#)

**Send a message to Paul**

Vor Kontaktaufnahme bitte [FAQ](#) lesen!

Your message will include your nickname and e-mail address.

☒ Send a copy to myself

**Statistics for Paul**

EN <-> DE

Registration	2005-04-14
Last Activity	Today
Forum Answers	1412
Voice Recordings	1

**Vocabulary Contributions**

Input total	pending	3151	344
Votes (Reviews)		168864	
Voting Accuracy		100	
Voting Power		10	

**Listings**

- » [Forum Postings](#)
- » [Input Pending](#)
- » [Input Archived](#)
- » [Votes Pending](#)
- » [Votes Archived](#)
- » [Comments](#)

**In case of problems**

- » [Report this user](#)

In the column at the right of your own or someone else's personal page, you will find some useful **statistics**, e.g. date of registration, date of last activity, number of FORUM entries, as well as information about the **number and quality of one's contributions**.

Below the statistics are **listings** for your **contributions to the FORUM**, your original entries (**input pending and achieved**), your **votes pending and achieved** and your **comments**. These listings are clickable **LINKs**, which call up the corresponding lists. It is recommended that you regularly check your lists of pending input and pending votes to see how other users are reacting to your contributions and perhaps to update or change them.

A special **LINK** allows you to **report a complaint about a user** for spamming, using abusive language, or committing other serious violations of Dict.cc etiquette, and, if the abuse is grave enough, to request blocking his or her account for a penalty period. When blocking is requested by three different users, it goes into effect automatically.

### 2.3. Contact form

If the user has checked the appropriate option, the personal page will show **a message box**, where one can compose an email to be sent to the page owner. In this way, you can warn a contributor about a typing error or a threatening outvote or ask for clarification about the meaning or justification of a particular entry.

When the personal page has been **called up from an entry form**, the message will automatically contain a **LINK** to the entry in question. Double-click this **LINK** to call up the corresponding version of the entry. Any message that you send will be delivered as a normal

email to your mailbox and will thus show your email address as a [LINK](#) in the sender line and your nickname in the reference line, e.g.

Von: [robert\\_schulz@yahoo.de](mailto:robert_schulz@yahoo.de)

An: [thomas.riplinger@gmx.de](mailto:thomas.riplinger@gmx.de)

**Betreff:** dict.cc contact form: robsch / DE-EN / contribute










Datum: Tue, 9 Mar 2010 19:48:46 +0100 (CET)

Re: <http://contribute.dict.cc/?action=edit&id=752538>

"[sb.] is entitled to sth. = [jdm.] gehört etw. [gebuht...]"

## 2.4. Hall of Fame

A ranking of registered contributors is displayed in the so-called “**Hall of Fame**”, which can be called up via a button in the golden task bar which becomes visible, when you click “users” in the orange task bar. In the standard display, users are listed according to a total score, which according to a complicated weighting formula explained below, takes account of contributions (and votes) in the FORUM, in the audio sector, in the inflections sector and in the translation sector. Individualized ratings for each of these sections can be called up by clicking the underlined title of any one of the columns, causing the list to be re-sorted according to the aspect selected.

Home   <a href="#">About/Extras</a>   <a href="#">Vokabeltrainer</a>   <a href="#">Fachgebiete</a>   <b>Benutzer</b>   <a href="#">Forum</a>   <a href="#">Mitmachen!</a>											
<a href="#">Liste der Benutzer</a>   <b>Hall of Fame</b>										<a href="#">Meine Daten</a>	
Displaying <b>1 - 50</b> of <b>10355</b> contributing users											
#	C.	Nickname	Forum	A.Rec.	A.Votes	Infl.	Input	Votes	V.Acc.	VP	Score ▼
1		translatosaurus	1014		132544		35753	158785	100	5	2,036,773
2		Don	214		43	1150	27919	93105	100	5	1,083,291
3		nitram	55	178	177	39	13309	82790	99	5	897,204
4		ddr	3988		136	19	14561	79240	100	5	885,607
5		Artists	21	49708	36842		582	2314	100	5	596,619
6		sunfunlili	4739		2704	68	339	55326	100	5	584,733
7		NickM	17				7828	48958	99	5	528,805
8		Wenz	635		116	571	22998	38045	100	5	504,552
9		pike	30				15959	35857	100	5	438,515
10		Kiskunfelegyhaza	418		815	2	4743	36673	100	5	394,175

The explanation of this table is as follows:

**Forum:** the number of answers in the translation sections of the FORUM.

**Audio Recordings (A.Rec.):** the number of verified entries minus the number of deleted entries.

**Audio Votes (A.Votes):** the number of votes on audio recordings.

**Inflections (Infl.):** the total number of entries and votes for inflections.

**Input:** the number of translation entries submitted.

A click on the header shows the number of open, i.e. currently unverified entries.

**Votes:** the total number of translation entries voted on, not counting vote changes or deletions.

**Voting Accuracy (V.Acc.):** the percent of votes agreeing with the final result of the verification process. This gives a rough estimate of the quality of the votes submitted. Only deviations in the translation itself or in the gender/plural tags are counted as “outvotes” which detract from one’s voting accuracy rate; splittings and changes in any of the other tags are not counted. In the list of your archived votes, changes which do not count are shown in black; outvotes due to deviations in translation or grammar tags are shown in red. To make shifts in voting accuracy more visible, only the latest 500 votes are taken into consideration.

**Voting Power (VP):** unregistered votes have a voting power of 1; registered voters a voting power of 2. Voting power increases or decreases according to the following table:

VP3: for 200 votes or more with 90% accuracy;  
VP4: for 500 votes or more with 94% accuracy;  
VP5: for 1000 votes or more with 98% accuracy.

NOTE: Voting power is based solely on the number of votes for translation entries and the voting accuracy rate. It is not influenced by the overall score or by any of the other sectors shown in this table. To call up a **ranking of voters according to the number of their votes and their accuracy rate**, click the heading "Votes".

To calculate the **Score**, the number of contributions to each sector is multiplied by a sector-specific weighting factor; then the resulting ratings are added together to give **the overall score**. The sector specific weighting factors are:

- Forum answers  $\times 5$
- audio recordings:  $\times 10$
- audio votes:  $\times 2$
- inflections:  $\times VP \times 2$
- translation entry inputs:  $\times VP \times 1$
- votes on translation entries:  $\times VP \times 2$

These statistics are recalculated every five minutes.

For the discussion that preceded the introduction of this new rating system in February, 2010, see <http://forum.dict.cc/?pagenum=10693&hilit=498878&kw=#entry498210> .

### 3. What can I contribute?

#### 3.1. Kinds of entries

Dict.cc is primarily a **tool for translators**. It is a dictionary, not a simple vocabulary list, although a special function described below enables you to construct a **vocabulary list**, if you wish to practice your vocabulary. By the same token, it is not an encyclopedia: you will not generally find **definitions or long explanations**, although now and then definitions and explanations of usage may be contained in commentaries, which can be called up from **the History Page** [see *Section 5.1.3.*], where you will find the history of the verification process which produced an entry, including the sources, definitions and explanations cited by users to justify their contributions. To get to the history page, click the **LINK** on the right side of blue bar at the top of the entry display.

Unlike printed dictionaries, there is no limit to the number of **alternative translations** that can be made for a particular word or expression – the more entries, the better! The translations should, however, be exact or strictly equivalent. Avoid mixing generic and specific meanings. e.g.:

- to do a doctorate = eine Doktorarbeit schreiben

is not a good translation, because it confuses a part with the whole. By contrast,

- to institutionalize sb. = jdn. in eine Anstalt einweisen

is a good translation: although it is a **free translation versus a literal translation**: the two expressions are exactly equivalent. For more information on what constitutes a good translation, see *Section 3.6. Good translation*

There is no privileged **direction for translation**. Though the results-display shows the **ENGLISH** term before the **GERMAN** one, it can be read in either direction, from left to right (**ENGLISH** → **GERMAN** ) or from right to left (**GERMAN** → **ENGLISH** ). In the same way, the entry and edit boxes can be read upwards or downwards. When you make a new entry and wish to emphasize that you are working from **GERMAN** to **ENGLISH** or vice versa, it is helpful to make a corresponding comment in the commentary field, e.g.

"DE > EN"

If despite such a comment, a reviewer tries to change the German term, you can send him/her a corresponding private email reply via the message box on his/her personal page

and/or make a public comment in the commentary field for the entry, e.g.

“@Null: D → E, bitte nur englische Eintragung ändern.“

### 3.2. Specific types of entries

#### 3.2.1. Spelling variants, regional usages and obsolete forms

SHOULD be entered as **separate entries** alongside the prevailing principal forms. NEVER attempt to combine variant spellings or simple terms in a single entry by using commas, parentheses, or a slash: see *Section 4.2.1. One translation at a time! (separate entry rule)*. When a spelling variant is regional or otherwise restricted in use, mark it with a corresponding tag, e.g.

- [spv.] = English spelling variation in general use
- [Br.] = British spelling – there are other tabs for American, Australian, etc.
- [Rsv.] = currently permitted German spelling variation according to Duden
- [alt] = former German spelling prior to the 2006 Reform

Further tags exist for other regional variants in German and English and for obsolete and archaic variants, see below under *Section 4.2.3. Tags: regional usage tags; restricted usage tags; and dated usage tags*.

Terms and phrases whose usage is **regionally restricted usages** should, as a rule, only be entered, when they are likely to be encountered by a user of the general language, e.g. when they are found in a dictionary of general usage.<sup>2</sup> The *German/English Dict.cc* cannot hope to encompass the whole vocabulary of dialects like Platt-/Niederdeutsch, Schwyzerdütsch etc. which linguists often classify as separate languages. Instead, it is hoped to create separate Dict.cc dictionaries for these usages, showing their German as well as their English equivalents. For an explanation of the corresponding tags, see *Section 4.2.3*.

The mere fact that a non-standard spelling is found in numerous Google-hits does not qualify it as a legitimate spelling variant; it may well be simply a **common misspelling**. As such it does not merit an entry in *Dict.cc*. In rare cases, however entries can be made for such items under the conditions laid down below under 3.2.2.

#### 3.2.2. Technical terms

used only in a specific subject field are most welcome. Their presence is one of the greatest strengths of Dict.cc, since it obviates the recourse to specialized glossaries often not available to the average user. A special feature described below under *Section 4.3. Selecting a subject field* enables you to specify the subject area for a translation pair, making use of a normative list of abbreviated field names.

Note that Latin **scientific names** for plants and animals should not as a rule be entered separately; instead, the Latin name should be set in square brackets behind the English name, e.g., “mountain lion [Puma concolor]”, “abalone [genus Haliotis]”. This method insures correct identification of the common English and German terms.

For Latin or Greek scientific terms used in other fields, separate entries can be made, with the Latin or Greek term normally standing on the English side, where such terms most often appear as loan words.

**Chemical formulae** should not be entered as separate entries, but can be written as quasi-abbreviations in angle brackets behind both the English and the German names for the substance. Note that atomic quantities cannot be written as subscripts, e.g.

“calcium hypochlorite <Ca(ClO)<sub>2</sub>> = Calciumhypochlorit {n} <Ca(ClO)<sub>2</sub>>.

**E-numbers** for food additives can be entered as supplementary information in square brackets on the English side, e.g.

<sup>2</sup> See the discussion in <http://forum.dict.cc/?pagenum=10388&hilit=481050&kw=#entry481050> .



“stannous chloride <SnCl<sub>2</sub>> [E-512] = Zinn-(II)-Chlorid {n} <SnCl<sub>2</sub>>

NOTE that there are no plans at present to insert either chemical formulae or E-numbers into all entries for chemical substances.

Special care must be used in translating **academic, job or professional titles** and other technical **legal or administrative terms** across national systems<sup>3</sup>, in which similar sounding terms, e.g. “Notar” in GERMAN and “notary” in British or American ENGLISH may not mean quite the same thing. In such cases, it is better to treat the term in the target language not as a translation but rather as a description (see below under *Sect. 3.2.11 Definitions or Descriptions*), which means putting it in square brackets and specifying the country in which the original term is used (see also *Sect. 3.2.11. below*), e.g.

- certified public accountant <CPA> = [amtlich zugelassener Buch- und Rechnungsprüfer in den USA]

The same hold for the names of **laws and legislative acts**, e.g.

- Public Utility Regulatory Policies Act = [US Gesetz zur Regulierung der öffentlichen Versorgung]

### 3.2.3. Colloquial, slang, jargon, and other non- or sub-standard expressions,

are welcome in principle, *but only under two conditions*: 1) *that such entries are judged to be useful to readers and translators* who are likely to encounter them in the texts they are working with and 2) that they are **adequately marked as non-standard** and therefore not generally recommended for imitation. Nevertheless, entries of this type often give rise to acrid controversies in the course of the voting process, especially when they are not supported by entries in reputable dictionaries, and time and again the wisdom of admitting them has been challenged in FORUM discussions,<sup>4</sup> between those, on the one side, who argue for a restrictive policy in the interest of teachers and learners of a language and to protect the reputation of *Dict.cc* and those, on the other, who argue for a more inclusive policy to extend the utility of *Dict.cc*. Both the purists and the inclusivists agree that “junk” entries have no place here, but unfortunately opinions differ about what constitutes “junk”. All are also agreed that, whenever non- or sub-standard expressions are entered, they must be clearly marked by appropriate tags [see the list under *Section 4.2.3. Tags*] or bracketed explanations.

**Colloquialisms** generally pose no great problem, since, as a rule, they are supported and identified as such by entries in reputable dictionaries, if not in a bilingual dictionary justifying the translation, then in a monolingual dictionary for the language of the colloquial expression. Problematical, however, are arguments for colloquial expressions based on Google hits

**Slang** presents greater problems, when it is not clearly supported by reputable dictionaries. All agree that *Dict.cc* should make no claim to include all of the fleeting expressions of slang fads, especially teenage slang, which is often very short lived<sup>5</sup>. A certain degree of permanence is required and the distinction between “colloquial” and “slang” is often blurred.<sup>6</sup> Furthermore, the distinction between “colloquial” and “slang” is made only on the ENGLISH side; on the GERMAN side, both are labeled simply as “umgangssprachlich” [ugs.]. **Slang dictionaries** [see *Appendix I* for a selection of online slang dictionaries for American, Australian and British English as well as for German slang] are often unreliable guides for establishing the frequency and permanence of slang expressions, especially when they allow uncontrolled entries by contributors, who delight in making up expressions that have no currency at all. In this connection American participants in *Dict.cc* have repeatedly warned against making entries on the basis of the *Urban Dictionary*<sup>7</sup>, objecting that many, perhaps even most of the entries there are unknown to American native speakers.

<sup>3</sup> See the FORUM-discussion in <http://forum.dict.cc/?pagenum=11004&hilite=515554&kw=#entry515536>

<sup>4</sup> Most recently in <http://forum.dict.cc/?pagenum=11117&hilite=521145&kw=alien%20invasion#entry521145> and <http://forum.dict.cc/?pagenum=11113&hilite=520895&kw=sub-standard#entry520895>.

<sup>5</sup> see <http://forum.dict.cc/?pagenum=9327&hilite=418059&kw=#entry418059>

<sup>6</sup> For a discussion of the distinction between colloquialisms and slang, see <http://forum.dict.cc/?pagenum=9093&hilite=406083&kw=slang#entry406083>



**Vulgar and abusive expressions, cuss and swear words**, and the like also have their place in *Dict.cc*, but only in accordance with the principles laid down above. There is in fact a special tag “vulg.” and a special subject area “cuss” to mark them. Some contributors take particular delight in entering them, and some users in looking for them, but they are by no means high priority entries.

The often bizarre **language of comic books and animated cartoons** does not as a rule deserve inclusion in *Dict.cc*. Though there are numerous entries listed under the subject field “comics and animated cartoons”[ <http://www.dict.cc/?s=subject%3Acomics&pagenum=1> ], a quick perusal of these entries shows that they are restricted to persons, places, and titles and do not include artificial words like “vroom”, mispronunciations like “puddy tat” [=pussy cat], or the like.

**Jargon**, the language of a particular milieu or vocational group, e.g. the Nazis, the military, the media, theologians, etc, represents another type of non-standard usage that requires marking as such if it is to be entered. By contrast to technical terms, which as a rule correspond to the conventions of normal usage, the qualification of a term or expression as “jargon” normally implies a certain degree of criticism of the term or expression e.g. for being tendentious or unaesthetic.

Often jargon sounds like slang, but, when it is confined to a particular vocational group like the military or the marine, it should not, as a rule, be labeled “slang” or “jargon”, but simply assigned to the appropriate subject area: see *Section 4.3. Selecting a subject field*. For **Internet terms** and non-standard messaging slang, there is even a special subject area: for examples, see <http://www.dict.cc/?s=subject:internet>.

**Tendentious expressions** used in a particular milieu should be labeled as such, e.g. “[NS-Jargon]”, “[DDR-Jargon]”. In addition, they can often be assigned to a subject area like “history”

Readers and translators of literature without literary pretensions often encounter expressions which defenders of good style are inclined to reject as being unaesthetic, though not strictly incorrect. Such **unaesthetic expressions** also have a place in *Dict.cc*, when they are helpful to other readers and translators and should not be deleted but may be qualified (if not by their author’s, then by the voters) as “[jargon]” to warn against imitation.<sup>8</sup> In particular,

<sup>7</sup> See <http://forum.dict.cc/?pagenum=11117&hilite=521145&kw=alien%20invasion#entry521145> and <http://forum.dict.cc/?pagenum=9523&hilite=429576&kw=#entry429576>

<sup>8</sup> In this connection, a passage from a contribution by American stylist Geoffrey K. Pullum to *Language log*, a website devoted to defending but not imposing good English style, deserves quotation in extenso as a caution about **how to treat novel, but aesthetically disturbing expressions** : „I have to confess that I find this usage [„person of diversity“] not just novel (though it is established: person of diversity already gets more than 700 Google hits), but actually ghastly.

Don't be shocked. *I am allowed to have esthetic reactions to new phrasal coinages. What Language Log rails against is not the mere having of emotional reactions to linguistic change, but the attempt to force those reactions on others as authoritarian rules, and the practice of making false empirical claims about what is grammatical and what is not.* I am not saying there is anything ill-formed or illogical about the phrase that Jan points out. It will probably catch on, and become an ordinary unremarkable part of the English language within a few decades. I'm not telling you that you shouldn't use phrases like person of diversity. I'm just saying its combination of syntactic unusualness and mealy-mouthedness makes me shudder. That's purely a fact about me, and it's of virtually no consequence; I didn't like the phrase person of color either.

I'm not even saying there is no role or motivation for a phrase like person of diversity. It is apparently intended to pick out people who are not white European or Jewish males. What white European and Jewish males have in common is that they are taken to be people who don't need diversity-enhancement programs to increase their representation in the professions or access to education or wealth because they are already perfectly capable of getting good professional jobs and good educations and chances for wealth and already do too far too well in these domains.

But to say that white European or Jewish males will be barred from some job or actively dispreferred for it sounds raw and ugly in its exclusionariness: one could hardly defend it against a charge of racial and gender discrimination. A positive word or phrase is needed for the class of people who are thought to merit help from diversity-enhancement programs. Hence the coining of a phrase to denote such people. It makes perfect sense. Especially to someone like me who has never been an opponent of

voters should respect the direction of the author's translation, not substituting a more aesthetic expression for the original term that occasioned the entry.

NOTE that there is no official tag "[jargon]" in the *Guidelines* list; it qualifies as an explanation to be applied, at times with further qualification, when needed.

**Neologisms, rare and idiosyncratic expressions**, when they do not fall under the category of jargon, represent another type of non-standard usage that can merit entry into *Dict.cc*, whenever they are (1) plausible in themselves; (2) judged useful to readers and translators; and (3) clearly marked as such. For neologisms, i.e. newly coined expressions, there is even a special subject-field. Nevertheless, many voters raise objections to such entries, especially when they are deemed incorrect or unaesthetic or when their frequency is questioned. Numerous Google hits are no guarantee of linguistic progress; they may simply reflect common errors in spelling or grammar. However, many an acrimonious debate about how many Google-hits are needed to justify an entry can be avoided by labeling such entries as "[rare]" (or "[selten]" in GERMAN). Often the author of an entry has only the text immediately before him as a justification for his entry and can find no further corroboration even in Google. When the above conditions are met, such entries should not be deleted by voters, but they may be marked as "rare" to warn against imitation.

NOTE that there is no official tag "[rare]" in the *Guidelines* list; it qualifies as an explanation applicable where needed.

**Erroneous usages**: not every commonly used expression merits the qualification "colloquial" or "professional jargon"; some are purely and simply common errors in spelling or in wording. The mere fact that such an expression finds thousands of Google-hits or is listed in a glossary or even is used in serious texts (that have not undergone vigorous editing by a qualified lector) does not make it legitimate. After a long discussion [see [http://forum.dict.cc/?pagenum=10814&set\\_options\[\]=fo\\_notify\\_a:y#entry505585](http://forum.dict.cc/?pagenum=10814&set_options[]=fo_notify_a:y#entry505585)],<sup>9</sup> a special rule has been introduced for entering such **false usages**:

- On the side of the false usage, the incriminated word or expression should be marked with the bracketed qualification "[FALSE for: ...]" resp. "[FALSCH für: ...]", whereby the dots stand for the correct term or expression which should be used in place of the false one. NOTE that the use of the colon eliminates the need for putting the correct form in quotation marks.
- On the opposite side, no translation should be offered, but only a bracketed explanation of what the false expression is meant to express.

Such an entry thus takes the following form:

- [to find sth. sought after] findig werden [FALSCH für: fündig werden]
- [money set aside for a specific purpose] Fond {m} [FALSCH für: Fonds],

**NOTE**: Entries of this type should be made only as **rarest exceptions**, namely ONLY WHEN THE ERRONEOUS WORD OR EXPRESSION IS NOT PATENTLY FALSE, but rather enjoys a superficial plausibility that can deceive even the educated user of the language. There is no need for entries like "Emfehlung" or "Endscheidung", although they can be found in thousands of Google hits. Such exceptions should be **restricted to strict homonyms**. Thus there is an entry for the German "Fond" in the sense of money set aside for a specific purpose (see above), because according to authoritative German dictionaries, *Duden* etc., the word "Fond" is used in German only in the culinary sense of the basis for a soup or sauce, in the automotive sense for the back seat of an auto, or in the graphic art sense for the background of a picture. For the German equivalent of the English "fund" in the financial sense, German uses the term "Fonds" borrowed from the French. No entries, however, are made for the frequently encountered expressions "Investmentfond" and

---

affirmative action or diversity enhancement programs.

But I won't be using the phrase, because for reasons I would find it hard to specify clearly it is repulsive to me. My choice. It's not binding on you." [<http://languageblog.ldc.upenn.edu/nll/?p=2319>], emphasis added. I wish to thank thorsten1 for recommending this passage in his contribution to <http://forum.dict.cc/?pagenum=11117&hilite=521470&kw=#entry521145>

<sup>9</sup> See [http://forum.dict.cc/?pagenum=10814&set\\_options\[\]=fo\\_notify\\_a:y#entry505585](http://forum.dict.cc/?pagenum=10814&set_options[]=fo_notify_a:y#entry505585)

“Entschädigungsfond”, because there is no corresponding homonym. When someone enters one of these terms, the correct term will be shown under “German suggestions.

**The problem** with entries of this type is that they can easily lead to bitter controversies. The erroneous character of the expression originally entered is often not known to the author of the entry, but will only be pointed out to him by a subsequent reviewer – not always very politely –, who may then vote for delete. To avoid such controversies and hurt feelings, it is better to discuss the matter via email before casting decisive votes. The overriding principle should always be the benefit of the users, not the sensitivities of the contributors and voters or an abstract harping about principles. When agreement cannot be reached between the author and the reviewers, the entry should be put up for **discussion in the FORUM** and votes be entered as “comment only” until a settlement is reached there.

### 3.2.4. Abbreviations

are also welcome. Do not, however, make a separate entry for them, but instead insert the abbreviation in angle brackets after the spelled out version, e.g.:

- Federal Republic of Germany <FRG> = Bundesrepublik {f} Deutschland <BRD>.

If there are more than one abbreviations for a term, insert them separated by commas within one pair of angle brackets.

- peanut butter and jelly sandwich <PBJ, PB&J> [Am.] [Can.] = Erdnussbutter-Marmelade-Sandwich {n} {m}

### 3.2.5. First names

can be entered to show the equivalent name in the other language, e.g. :

- John = Johannes {m}.

Note that a gender-tag is always added to indicate whether the name is male or female.

### 3.2.6. Names of prominent persons,

e.g. writers, composers, statesmen, can be entered, especially when their spelling differs in the two languages, e.g.

- Fyodor Dostoevsky = Fjodor Dostojewski {m} [geläufigste Transkription].

Here too, a gender-tag should be added, though in older entries such tags are often missing or misplaced.

- When, as above, the name consists of *a forename and a family name*, the gender-tag should be placed after the family name;
- When the name consists of *a personal name and an epithet or an ordinal number*, the tag should be placed immediately after the personal name and thus before the epithet or number, e.g.

- Albert the Great = Albert {m} der Große
- Ignatius of Antioch = Ignatius {m} von Antioch

**Popes** should be entered with their title. e.g.:

- Pope Benedict XVI = Papst Benedikt {m} XVI

**Emperors, Kings** etc. are generally entered without their title or with their title in square brackets: e.g.

- Frederick the Great = Friedrich der Große
- William II [Emperor of Germany] = Wilhelm {m} II. [Kaiser]

**Saint's** names can be entered with or without the qualifier, “St.” / “hl.”, but do not as a rule use “Saint”/“heiliger”. The gender should be indicated by the gender tag. e.g.:

- St. Ignatius of Loyola = hl. Ignatius {m} von Loyola
- Ignatius of Antioch = Ignatius {m} von Antiochien.

When the saint's name is part of a geographical term or the name of a work of art, several entries may be necessary, e.g.

- Saint Petersburg = Sankt Petersburg {n}
- St. Petersburg = St. Petersburg {n}

### 3.2.7. Geographic names

for countries, regions, cities and towns, places, rivers, mountains etc. may be entered, especially when the usual English and German forms differ or when the native language form is also in use (especially in English) , e.g.:

- Moscow = Moskau {n}
- Gdansk = Danzig {n}

Dictionaries often give GERMAN geographic names without a *gender*, this holds true especially for the names of cities and towns and most regions. In such cases, the {n}-tag should be set. This is done to explain constructions like “das schöne Paris des 19. Jh.”, “Das Nürnberg der Vorkriegszeit” etc.

GERMAN geographic names that always appear with an *article* should be entered together with the corresponding nominative article; when the article is not mandatory, it should be set in parentheses, e.g.

- die Schweiz {f}
- (der) Irak {m}

[For a discussion of *Dict.cc* practice in entering place-names with gender tags, see <http://forum.dict.cc/?pagenum=9103&hilite=406716&kw=#entry406716> .]

**3.2.8. Institutions and corporations, buildings and other architectural monuments etc.** can be entered if they are sufficiently important for a particular subject field, e.g.:

- International Monetary Fund <IMF> = Internationaler Währungsfonds {m} <IWF>
- International Business Machines Corporation <IBM> = IBM {f}
- Eiffel Tower = Eiffelturm {m}

The same holds true also for **brand-names**<sup>10</sup>, for which the subject field “TM” is reserved.

- Diet Coke ® = Cola light ®

### 3.2.9. Titles of literary works, musical compositions, films, works of art etc.

can be entered, together with the author's name in square brackets, when they are of general interest,<sup>11</sup> e.g. classics, evergreen hits, especially when the titles under which they are commonly known are not literally translated, e.g.:

- The Da Vinci Code [Dan Brown] = Sakrileg.
- Virgin of the Rocks [Leonardo da Vinci] = Felsgrottenmadonna

A **musical composition** can be entered according to the following pattern:

- Farewell Symphony = Abschiedssinfonie {f} [Sinfonie Nr. 45 in fis-Moll] [Joseph Haydn]

In the case of German literary and artistic works, the **author's or composer's name** should be inserted in square brackets after the original GERMAN title. If the original is not German, it should be inserted on the ENGLISH side:

- (Ode) To Joy = An die Freude [Friedrich Schiller]
- As You Like It [Shakespeare] = Wie es Euch gefällt
- Crime and Punishment [Fyodor Dostoevsky] = Schuld und Sühne [geläufigsterTitel]

The name of a particular **translator** or **stage/film director** can likewise be added to identify a title variant, e.g.:

- Crime and Punishment [Fyodor Dostoevsky] = Verbrechen und Strafe [Swetlana Geier]
- Ben-Hur [novel: Lew Wallace; film: William Wyler] = Ben Hur

The titles of literary works, comics, stage productions, films, television broadcasts, and individual works of art should be assigned to their respective **subject areas, e.g. lit., comics, theatre, film, TV, art**. More than one area can be assigned. In addition, however, they should be marked with the so-called **subject area “F”**, which stands for (fictional) names and titles in literature, film, TV, arts. This is not, strictly speaking, a subject tag but rather a technical device which sets them apart from other translations in a result list, thus preventing them from being confused with normal translations. **Titles of scientific,**

<sup>10</sup> See the discussion in <http://forum.dict.cc/?pagenum=10142&hilite=466676&kw=#entry466676> .

<sup>11</sup> See the discussion in <http://forum.dict.cc/?pagenum=9550&hilite=431236&kw=#entry431236> .

**philosophical, or theological works**, e.g. Darwin's *Origin of the Species*, Kant's *Kritik der reinen Vernunft*, and similar titles should be assigned to the appropriate subject area and should not be marked with the subject-area for fictional titles.

**Note that neither gender-tags nor word classes should be assigned to titles classed as "F"!**

### 3.2.10. Fictional persons, places, and things

can be entered, if they are of sufficient interest, e.g. the many entries for Harry Potter figures. In all cases, they should be marked with the **subject area "F"** and the source should be cited in square brackets, e.g.:

- Weasleys' Wizard Wheezes [Harry Potter] = Weasleys Zauberhafte Zauberscherze.  
NOTE that the entries for **Disney characters and objects**, e.g.
  - Gladstone Gander = Gustav Gans.are no longer grouped in a separate subject field but rather are assigned with other comics figures to the field "comics and animated cartoons". In principle they belong to the field "F", but for the time being, there is no need to make such assignments

### 3.2.11. Definitions or descriptions

should *not as a rule* be entered into a translation pair – Dict.cc is not an encyclopedia!. Often, however, to disambiguate similar entries or explain an obscure term, a short clarification in form of a **complementary definition** can be entered in square brackets after the translated word to clarify the meaning and usage, e.g.

- walking disaster area = Pechvogel {m} [Opfer vieler Unfälle]

On other occasions, it is impossible to give a terse translation of the original term into the target language. In that case, a **substitute definition** or description in square brackets may be inserted on the deficit side to indicate what is intended. This is especially the case when it comes to **notions proper to a particular legal or administrative system** (see Sect. 3.2.2. above).<sup>12</sup> Depending on the situation, two solutions are possible:

- either the original term should be qualified as belonging to a given language variant, e.g.
  - legal clinic [Am.] [Can.] = [Rechts- und Prozesshilfebüro].
- or the country in which the term is used should be inserted into the bracketed description, e.g.:
  - Public Utility Regulatory Policies Act = [US Gesetz zur Regulierung der öffentlichen Versorgung]

In addition, it is also possible to enter **longer definitions or explanations in the commentary box**. These remain visible as a help to reviewers as long as the entry has not yet been verified. After verification, they are not lost, but rather can be made visible again by calling up the history page, by clicking the [LINK](#) at the right end of the blue bar in the entry display.

### 3.2.12. Quotations, proverbs and idioms

are also welcome, especially when they should be rendered analogically rather than literally translated, e.g.:

- A stitch in time saves nine. = Vorsicht ist besser als Nachsicht.  
Note that there are special subject areas for proverbs and idioms (see 4.3. *Selecting a subject field*).

**Quotations** should be entered only if they are well known and frequently cited, so that they have virtually the quality of a proverb., e.g. the famous quotation of Clausewitz:

- To secure peace is to prepare for war....= Wer auf den Krieg vorbereitet ist, kann den Frieden am besten wahren. [Carl von Clausewitz]

---

<sup>12</sup> See the discussion in [http://forum.dict.cc/?pagenum=11003&set\\_options\[\]=fo\\_notify\\_a:y#entry515536](http://forum.dict.cc/?pagenum=11003&set_options[]=fo_notify_a:y#entry515536)



NOTE: the source of a quotation, e.g. the author and eventually also the title of the document, should be set in square brackets on the GERMAN side, if the source is German, otherwise on the ENGLISH side.

As for proverbs and idioms, there is a special subject area designation for quotations (see 4.3. *Selecting a subject field*.)

Quotations, however, should not be entered promiscuously. There is no point in providing translations for any and every cute sentence from the latest best-seller, e.g. a Harry Potter or Konsalik novel just to illustrate the talent of the translator.

**Proverbs** and **idioms** pose a special problem.<sup>13</sup> In principle, a proverb or idiom in the source language should be translated with the corresponding proverb or idiom in the target language; often, however, the two proverbs or idioms are not entirely equivalent. Bilingual proverb glossaries here are not always reliable sources, because they often ignore subtle nuances of meaning. Moreover, the exact meaning of a particular proverb in the source language may not be clear due to its pithy expression. In such cases, it is helpful to include on the source term side, in square brackets, an explanation of the meaning of the proverb. If no proverb in the target language can be found that comes sufficiently close to this meaning, you can likewise provide a mere explanation in brackets on the target side.

An example of the first sort of entry might be:

- Misery loves company [People feeling sad want the people they are with also to feel sad.] = Elend sucht Elend [selten]

An example of the second type might be:

- Misery loves company. = [Wer unglücklich ist, möchte unglückliche Leute um sich haben.]

### 3.2.13. **Example phrases** and **whole sentences**

can be entered, especially when there is need to show how a particular turn of phrase is used, e.g.:

- to be about forty = etwa 40 Jahre alt sein.  
Note: In this case “forty” stands for any conceivable number. There is no need to make entries for 10, 30, or 50 etc.
- Remember that when ... = Vergessen Sie das nicht, wenn ...  
Note: only in whole sentences or initial phrases should the first word be capitalized.

NOTE, however, that such phrases and sentences should be entered ONLY IF THERE IS A REAL NEED TO DO SO, either to illustrate a particular usage, idiomatic pattern, or grammatical peculiarity or to show how a frequently cited quotation is traditionally rendered in the target language. There is no justification for **useless translations** made by arbitrarily stringing together sentences composed of terms already individually and unequivocally translated in *Dict.cc*, if they have no special value as examples of usage or idioms.<sup>14</sup>

### 3.3. **Entering various parts of speech [Wortart, Wortklasse]**

Special conventions govern the way different parts of speech should be entered. In the entry form, there is now a line for stipulating the **word class**. At the right end of this line, a selection of clickable options is presented. The option “C” clears the list; the option “[none]” indicates that the entry does not belong to any of the permissible options, e.g. when it is a phrase or a sentence or a fictional entity. The purpose of the word class function is to structure the result lists, bringing together nouns (substantives), verbs, and other parts of speech (adjectives, adverbs etc.), relegating fictional entities to the end of the list. Some classes are assigned automatically. Thus the class “verb” is automatically assigned, when on the English side an infinitive with “to” is entered. The class “noun” is automatically assigned,

<sup>13</sup> See the FORUM discussion in <http://forum.dict.cc/?pagenum=11109&hilite=520652&kw=#entry520652>

<sup>14</sup> On the subject of „useless translations“ see the FORUM discussion <http://forum.dict.cc/?pagenum=10884&hilite=509354&kw=#entry509354>

when on the GERMAN side a gender- or a plural-tag is set. This automatic classification can be overridden by clicking "[none]".

When entering different parts of speech, the following conventions should be observed:

### 3.3.1 Nouns and noun phrases

should always be entered in the nominative case (see below) and should normally be provided with a gender- / plural-tag on the GERMAN side, even if the gender or number is otherwise indicated by an accompanying adjective and/or article [see FORUM threads #408155, 408801 and #450652.]: e.g.:

- object = Objekt {n}
  - an object of preference = ein bevorzugtes Objekt {n}
- Note: consensus on this practice was achieved only recently (see Forum discussion #450652); in the case of many older entries it has not been practiced.

On the ENGLISH side, use {pl} and {sg} in the respective field to denote plural or singular if the form is unusual or different from the grammatical number of the German noun [GL 13], e.g.:

- Middle Ages {pl} = Mittelalter {m}
- scissors {sg} {pl} = Schere {f} [English allows both singular and plural.]

When a **noun phrase** contains two or more nouns, the gender- / plural-tag should be placed after the grammatically dominant noun, i.e. not behind a noun in apposition or in a genitive or prepositional construction modifying the dominant noun, e.g.:

- a bunch of parsley = ein Bund {n} Petersilie
- object of desire = Gegenstand {m} der Begierde
- a twinge of regret = ein Anflug {m} von Reue

When, by contrast, the noun is the **subject or object of a verb or preposition**, no gender tag is set, e.g.

- to accomplish one's object = sein Ziel erreichen
- Money is no object. = Geld spielt keine Rolle.
- on demand = auf Verlangen

When two nouns are **coordinated with each other**, i.e. linked with "and", "or", generally no gender- / plural tag is assigned<sup>15</sup>, e.g.:

- bride and bridegroom = Braut und Bräutigam
- deed = Brief und Siegel
- storm and stress = Sturm und Drang

Entries should *always* be made for **the root form**, i.e. the **nominative** singular. *Additional entries* can be made for **plurals** and for GERMAN **genitives, datives and accusatives**, especially when these are needed to translate an English phrase, e.g.

- many a time = des Öfteren

*When different forms exist for male, feminine and neuter versions* of the noun, entries *should always* be made for the masculine version; additional entries *should be* made for the feminine, neuter and plural forms as well, when these take on a special meaning (see GL 7), e.g.:

- employee = Angestellter {m}
- employee [female] = Angestellte {f}
- staff = Angestellte {pl}
- official = Beamter {m}
- official [female] = Beamtin {f}

Note that the list of translation possibilities is often longer under the masculine than under the other forms, so that it pays to consult this list, even if one is looking for the feminine, neuter or plural form.

<sup>15</sup> A long discussion of these cases in the FORUM [<http://forum.dict.cc/?pagenum=11240&hilit=527276&kw=#entry527276>] led to general agreement that no clear rules could be formulated for entries of this type: the practice till now has been to leave them without gender tags and generally without articles.

When different gender-tags entail no change of meaning, make only one entry with both gender-tags, e.g.:

- part = Teil {m} {n}.

As the above examples illustrate, sometimes it is necessary to add a **gender-comment** to a word in order to specify how it should be translated.<sup>16</sup> This is particularly the case when the masculine form is used not only for males but also for males and females indiscriminately (i.e. when gender is irrelevant); whereas the feminine form is used only for females. What counts, however, is the meaning, not the form, i.e. identical spelling or *grammatical* gender differing from *natural* gender. Here are some examples, e.g.

- employee = Angestellter {m} (ENGL. and GERM. can be a man or a woman)
- employee [female] = Angestellte {f} (GERM. can be only a woman)
- doctor [female] = Ärztin {f} (GERM. refers only to women.)
- woman doctor = Ärztin {f} (ENGL. and GERM. refer only to women.)
- waitress = Bedienung {f} [weiblich] (GERM. can refer to males as well as women.)
- waiter = Bedienung {f} [männlich] (GERM. can refer to males as well as women.)

An **article** should be placed before a noun only when the noun is used in a particular sense requiring the article or is otherwise needed for the sake of translation. If the use of the article in this sense is optional as is the case with certain Middle Eastern country names in German, it should be set in parentheses e.g.:

- Almighty God = der Allmächtige {m}
- a flash in the pan = eine Eintagsfliege {f} [fig.]
- Switzerland = die Schweiz {f}
- Iran = (der) Iran {m}

So-called “**weak nouns**”, i.e. GERMAN nouns derived from adjectives and participles, which are declined like adjectives, should be entered as a rule without an article, in the indefinite masculine/neuter form, i.e. the form that is used after the indefinite articles “ein”. Normally no entry should be made for the form used after the definite article, unless such a construction has a special meaning:

- lance-corporal [Br.] Gefreiter {m} N.B. no entry for „der Gefreite“!
- lance-corporal [female] [Br.] = Gefreite {f} N.B. No entry for “die Gefreite”
- lance corporals [Br.] - Gefreite {pl} N.B. no entry for “die Gefreiten”]
- evil [per se] = Böses {n} N.B. no entry for “das Böse”

however:

- the fiend [devil] = der Böse [Teufel]
- the old man = der Alte [ugs.: Vater]
- the old = die Alten {pl}

ENGLISH **gerunds** should be classed as nouns and as a rule translated by GERMAN substantivized infinitives, i.e. capitalized, without an article, but instead with the gender-tag {n}; needless to say, other translations are often possible, e.g.:

- leaving school = Abgehen {n} von der Schule
- leaving school = Abgang {m} von der Schule

### 3.3.2. Verbs and verb phrases

are entered as a rule in the **infinitive** form (in ENGLISH with “to”, which causes the entry to be classed automatically as a verb), e.g.

- to participate = teilnehmen
- to attend a funeral = an einem Begräbnis teilnehmen

If you wish to enter a **complex verbal construction**, e.g. with a direct and/or indirect object and perhaps a complementary adjective or prepositional phrase (so called “**phrasal verbs**”), do your best to find a usage-conform infinitive formulation rather than using a finite tense. Users are accustomed to look up the infinitive form; when they do so,

<sup>16</sup> See <http://forum.dict.cc/?pagenum=11158&hilite=523264&kw=electricista#entry523264> and [http://forum.dict.cc/?pagenum=11198&hilite=525393&kw=&fo\\_show=525393](http://forum.dict.cc/?pagenum=11198&hilite=525393&kw=&fo_show=525393) .



entries with finite (conjugated) forms will usually appear as partial matches in the result list. By contrast, when one looks up a finite form, the infinitive entries will not be shown.

NOTE: that, as explained below under *Section 6.1.3 Google (4)*, it is often better to **search for the finite form**, especially in *Google*, where you can use the asterisk as an object placeholder, in order to find suitable examples of such phrasal verbs, since the infinitive form will often not satisfactorily google, turning up mostly dictionary hits which may not be pertinent or even correct.

If possible, use “place-holders” (see *Section 4.2.4 Pronouns in phrases and sentences*) like “sb./sth.”, “jdn./etw.” etc. to represent the objects of verbs and prepositions, whenever various terms are possible. This insures that your entry will be sorted high in the hit-lists.

Note that for technical reasons, ENGLISH negations are entered as **split infinitives**, e.g.:

- to not accept = zurückweisen

For strong or irregular verbs, additional entries can be made for the **imperfect** or **subjunctive** forms, using a place-holder for the subject and for the object, e.g.:

- [sb./sth.] went = [jd./etw.] ging
  - [sb.] would drink sth. = [jd.] tränke etw. [= ENGL. potential / GERMAN conjunctive].
- Note that initial placeholder subjects should be set in square brackets so that they will be overlooked in sorting the entries.

When such entries are made for **separable verbs**, two entries should be made to illustrate how the verb is separated in independent clauses but written together in subordinate clauses, e.g.:

- [sb.] took part in sth. = [jd.] nahm an etw. teil
- [because sb.] took part in sth. = [weil jd.] an etw. teilnahm

**Imperatives** can also be entered. Though they are written with an explanation point, they should not be classed as interjections: see *Section 3.3.9. Interjections*

**NOTE: only infinitive entries**, including infinitive verb phrases with a preposition and/or object, **should be classed as verbs**. All other verb entries should be marked with “{none}”.

**Intransitive verbs** need no special marking [DO NOT use “v.i.” so often found in dictionaries!].

**Transitive verbs** should be entered with a pronoun object [DO NOT use “v.t.”], e.g.

- to eat = essen [intransitive verb on both sides]
- to eat sth. = etw. essen [transitive verb on both sides]
- to take a walk = spazieren gehen [transitive verb in ENGLISH, intransitive in GERMAN]

Note, however, that such differentiation has not been observed with most older verb entries and is only gradually being introduced via re-openings.

**Reflexive verbs** should be entered with “oneself” and “sich” as objects [DO NOT use “o.s.” on the ENGLISH side, even though it is often found in the dictionaries. See *Section 4.2.4. Pronouns in phrases and sentences.*] e.g.:

➤ to abandon oneself = sich hingeben

### 3.3.3. Participles

should be entered with the appropriate word class tags on the ENGLISH side by clicking the corresponding button in the option list, e.g.:

- participated {past-p} = teilgenommen [= past participle]
- participating {pres-p} {adj} = teilnehmend [= present participle and adjective].

### 3.3.4. Adjectives

should be classed as such by clicking the “adj.” tag in the word class line.

They are entered as a rule in their *undeclined* “absolute” GERMAN form”, e.g.:

- participatory = teilnehmend

When the GERMAN term is used only in a *declined* form [ i.e. in the so-called “attributive position” before the noun it modifies, but not in the “predicative position” after a verb of being, becoming of feeling ], you should *always make an entry* for the **root form** ending in “-e”. You

*may make additional entries* for the forms with “-er” and “-es”, though this is generally not done, e.g.:

- ultimate {adj} = letzte

### Adjective position tags<sup>17</sup>

Grammars and dictionaries distinguish between three positions for placing an adjective with respect to the term it modifies, namely:

- attributive position, i.e. immediately before the noun it modifies;
- postpositive position, i.e. immediately after the noun it modifies;
- predicative position, i.e. after a verb indicating a state of being ascribed to the subject of a statement, namely a form of the verbs “to be ...”, “to become ...”, “to remain/stay ...”, or “to feel ...”.

This grammatical information can, but need not be added to adjective entries, if you are certain that it is correct, see GL 9.

In ENGLISH, most adjectives can be placed in any of these three positions; when this is not the case, a position-tags may be added as follows:

- “[attr.]”, when the adjective is used **only before** the noun it modifies **and not** as the predicate of a verb of being,  
Examples are: “this *very* house”, the “the *Christmas* rush”, “the *overnight* bag”. One cannot say “This house is very” or “The rush is Christmas” or “The bag is overnight”.  
NOTE: Most of the examples of adjectives of this type in English are nouns used as adjectives (see below); for this reason they are assigned to the word-class “{adj}”. but may be tagged as “[attr.]”.
- “[postpos.]”, when the adjective is placed **after** the noun it modifies unless it is the predicate of a state-of-being verb.  
Examples are “the house *ablaze*”, “the garden *abloom*”, “the text *proper*”, “the person *at fault*”. In most but not all of these cases, the adjective can also be used predicatively, e.g. “The house is ablaze”; “The garden is abloom”; “The person is at fault”. A rare exception is “proper”, when used in the sense of “itself” as in “the text proper”. Saying “The text is proper” has an entirely different meaning.  
Most of the examples of adjectives of this type are prepositional or participial phrases, e.g. “the house *for sale*”, “an amount *beyond measure*”, “a person *from Luxemburg*”, “a drink *containing milk*”, “the person *found guilty*”.
- “[pred.]”, when the adjective is used **only behind** a form of a linking verb like “to be ...”, “to become ...”, “to remain/stay ...”, or “to feel ...”, all of which indicate a particular state of being ascribed to the subject of the verb:  
In ENGLISH, virtually every adjective marked “pred.” in dictionaries like *OxfordDuden*, *Collins/Reverso*, and *Pons* can in fact be used also in the postpositive position. Thus the majority of such entries have been marked “[postpos.]” here in *Dict.cc*.

These three tags are included in the clickable tag list for the ENGLISH entry line. Here are some examples of their use:

- very [exact], [attr.] = genau
- ablaze {adj} {adv} [postpos.] = in Flammen

In GERMAN, the corresponding tag “[attr.]” is generally NOT used, since, as explained above, this is already indicated by the fact that the adjective is entered in a declined form, rather than in the undeclined, absolute form. A rare exception to this rule is the adjective “allerart”, which is undeclined but used only attributively, e.g.

- assorted = allerart [veraltend] [attr.]
- “postpos.” is replaced by “[nachgestellt]”, e.g.:

<sup>17</sup> See [http://forum.dict.cc/?pagenum=11198&hilite=525393&kw=&fo\\_show=525393](http://forum.dict.cc/?pagenum=11198&hilite=525393&kw=&fo_show=525393), which resumes and resolves the discussion in [http://forum.dict.cc/?pagenum=11176&hilite=524316&kw=\[attr.\]#entry524192](http://forum.dict.cc/?pagenum=11176&hilite=524316&kw=[attr.]#entry524192).

- herself [postpos.] = höchstpersönlich [nachgestellt]  
“pred.” is replaced by “[**präd.**]”. e.g.:
- exhausted = matsch [ugs.] [präd.]

When a **NOUN** is used as an **adjective**, technically called an “**attribute**” or “**attributive noun**”, a separate entry should be made for it, assigning it to the word-class “adjective”, e.g.:

- anti-employer {adj} = arbeitgeberfeindlich
- brain {adj} = Gehirn-.

NOTE: Because such nouns used as adjectives are only used in the attributive position, the position tag „[**attr.**]“ may be added, though this is not necessary. The use of this tag has been the source of much confusion in *Dict.cc* in the past and was the object of a long discussion in FORUM-thread. #471311, which led to the present rule that nouns used as adjectives should be classed as adjectives.

When a **prepositional phrase** is translated either on the ‘GERMAN or the ENGLISH side by a normal adjective or participle, the entry can be classed as an adjective, but this is not mandatory, e.g.:

- of high renown {adj} [postpos.] = hochgeachtet
- of worldwide renown = weltweit bekannt

### 3.3.5. Adverbs

should be tagged as such, e.g.:

- abiologically {adv} = nichtbiologisch
- abroad {adv} = ins Ausland
- galore {adv} [postpos.] = in großer Fülle [= adverb used postpositively].

When the adverb is identical with the adjective on both the ENGLISH and the GERMAN side, both classes can be assigned to the single entry.

When an adverb is translated on either side by a prepositional phrase, it can be classed as an adverb; see above examples.<sup>18</sup>

### 3.3.6. Pronouns

are for the most part already entered in the dictionary. There is a special tag to indicate their class. The case / function can be indicated in square brackets, e.g.:

- himself [direct object] = ihn selbst / selber
- himself [indirect object] = ihm selbst / selber.

### 3.3.7. Prepositions

including **phrasal prepositions** should be entered with the tag “[**prep.**]”, e.g.:

- across {prep} = quer durch
- notwithstanding {prep}. = .trotz
- according to {prep} = gemäß

It is helpful but, at least for the time being, not necessary to indicate the GERMAN case of the object, e.g.

- vis-à-vis {prep} = gegenüber [+Dat].

However older entries do not generally contain such information.

Note that phrasal prepositions including a noun do not assign a gender-tag to the noun, e.g.:

- in relation to in Bezug auf [no gender-tag for „Bezug“!]

**Prepositional phrases**, i.e. a preposition together with its object. should not be classed as prepositions. As a rule, they are treated as belonging to no class. However, when they are translated in either GERMAN or ENGLISH by a simple adjective or adverb. they can be classed as adjectives or adverbs, e.g.:

- of high renown {adj} [postpos.] = hochgeachte
- without a big fuss {adv} = unaufwändig
- flyblown {adj} = von Fliegeneiern und Maden befallen
- abroad {adv} = ins Ausland

<sup>18</sup> See FORUM discussion <http://forum.dict.cc/?pagenum=11091&hilit=519907&kw=#entry519788>

### 3.3.8. Conjunctions

should be tagged as such, e.g.:

- albeit {conj} = allerdings [wenn auch].

### 3.3.9. Interjections

should be tagged as such, e.g.:

- Hiya! {interj} [coll.] = Hallo!

Do not confuse interjections with imperative verbs, which are likewise often written with an exclamation point, but which are not assigned to any word class, e.g.:

- Ami - go home! = Amis, geht heim!

### 3.3.10. Prefixes

which are not identical with nouns used attributively can be entered with the tag "{prefix}, e.g.:

- post- {prefix} = nach-,

but attributively used nouns should be classed as adjectives, e.g.:

- mail {adj} = Post-

Note that the prefix tag is applied only to the **ENGLISH** side; on the **GERMAN** side the prefix character of the term is indicated only by the hyphen.

## 3.4. Orthography

Authoritative for **GERMAN orthography** is the current Duden (ed, 2006 or later), with the revised new rules. Be especially careful with words containing "ss / ß" and "e / ä" and with composite words which can be separated or written together, with or without a hyphen.

For **ENGLISH orthography** there is no single standard work. *Oxford* and *Cambridge* dictionaries reflect British usage. *Encarta*, *Merriam-Webster*, and *American Heritage* reflect American usage, but often give British variants.

Permissible but **less common spellings** should be tagged as variant forms, e.g.

- benefitted [spv.] = begünstigt [variant in general usage]
- bricky [Br.] [spv.] [coll.] = Maurer {m} [variant within British usage, standard is "brickie"]

## 3.5. Inflections and synonyms

To display basic **inflection** information and **synonyms**, there is a special grey area at the top of every result-set page. The upper section lists inflection patterns, the lower section lists synonyms. The upper section gives basic information about the **declension** of *nouns*, *adjectives* and *pronouns*, the **comparison** (and **declension**) of *adjectives*, and the **conjugation** of *verbs* is given in summary form: Here is an example showing typical features:

Wörterbuch Englisch ↔ Deutsch: <b>Band</b>		Übersetzung 1 - 50 von 371 >>	
ENGLISCH ▲ » Nur in dieser Sprache suchen	DEUTSCH » Nur in dieser Sprache suchen		
edit <b>NOUN</b> a <u>band</u>   bands	<b>NOUN</b> <sup>1</sup> der <u>Band</u>   die Bände [Buch]		edit
edit <b>VERB</b> to <u>band</u>   banded   banded ... ⊕	<b>NOUN</b> <sup>2</sup> die <u>Band</u>   die Bands [Musikgruppe]		edit
<b>SYNO</b> <u>band</u>   dance band   dance orchestra ... ⊕	<b>NOUN</b> <sup>3</sup> das <u>Band</u>   die Bande / Bänder [Armband]		edit
	<b>VERB</b> <sup>1</sup> binden   <u>band</u>   gebunden		edit
	<b>VERB</b> <sup>2</sup> sich binden   <u>band</u> sich   sich gebunden		edit
	<b>SYNO</b> <u>Band</u>   Kassette   Tonband ... ⊕		

In principle, the inflection shown will be that corresponding to the search-term. Thus if the search-term is the **ENGLISH** verb "to be", only the **ENGLISH** conjugation pattern "to band | banded | banded ..." will be displayed. If, however, as in the above case, the search-term is found in both languages, inflection patterns will be shown on both sides.

The form corresponding to the search term is underlined.

The following special characters are used to set off the individual members of an inflection pattern:

- “ | ” ... separates different categories ("friend | friends")
- “ – ” ... means "this form is not applicable" (e.g. no plural: "aluminium | -")
- “ / ” ... for several variants in the same category ("bongo | bongos / bongoes")
- “ || ” ... for additional (optional) information, creates a line break
- “ [ ] ” ... for visible comments that don't act as keywords

Three dots followed by a white box with a plus-sign indicates that additional forms can be called up by clicking the white “+”-button.

When, depending on the meaning, different inflection patterns exist for the search-term, i.e. so called “**homographs**”, they will be distinguished by superscript numbers after the name of the word class, e.g. in the above case for the German noun “Band” and for “band” as the imperfect form of the German verb “binden”. In the display of the search results, the individual translations are assigned to the corresponding inflection pattern by placing the superscript number after the corresponding word, e.g. the various translations for the German noun “Band”:

Substantive					
	ribbon	fashion	Band <sup>3</sup> {n}	196	
	<b>band</b>	mus.	Band <sup>2</sup> {f}	138	
	strap		Band <sup>3</sup> {n}	57	
	volume	publ.   lit.	Band <sup>1</sup> {m}	48	
	tie		Band <sup>3</sup> {n}	47	
	ligament		Band <sup>3</sup> {n}	37	
	tape		Band <sup>3</sup> {n}	23	

Only **basic inflection patterns** are given, nämelý:

- **NOUNS :**

- ENGLISH nominative: (indefinite or definite\* article) **singular** | (no article) **plural**, e.g.:
  - a woman | women
  - an island | islands
  - the wrestling | - [used only with the definite article, no plural]

\* Gerunds like “wrestling” and abstract nouns like “happiness” cannot be used with the indefinite article but only with the definite article; as a rule they are never used in plural.

NOTE: As Paul noted in a FORUM-discussion on English noun declensions [<http://forum.dict.cc/?pagenum=10804&hlite=504974&kw=#entry504974>], many of the declension patterns originally imported from the *Wiktionary* lack the appropriate articles. Though there is no urgency to reopen and correct them, when this is done, they should be remodelled according to the now standard pattern.

- GERMAN nominative:
  - [normal declension]: (definite article) **singular** | (definite article) **plural**, e.g.
    - das Haus | die Häuser
  - [adjective decl.]: (def. article) **singular** / (indef. article) **singular** | (def. article) **plural**
    - der Beamte / ein Beamter | die Beamten

- **ADJECTIVES :**

- ENGLISH nominative: **positive** | **comparative** | **superlative**
  - smart | smarter | smartest
  - serious | more serious | most serious
  - crooked | crookeder / more crooked | crookedest / most crooked
- GERMAN nominative:
  - [comparison]: **positive** | **comparative** | **superlative**, e.g.:

- sinnvoll | sinnvoller | am sinnvollsten  
[strong declension] **masculine** | **feminine** | **neuter**, e.g.:
  - sinnvoller | sinnvolle | sinnvolles
  - sinnvollster | sinnvollste | sinnvollstes
- **VERBS:**
  - ENGLISH: “to” **infinitive** | **simple past** | **past participle** || **present participle** | **3rd person**
    - to swim | swam | swum || swimming | swims
    - to scan | scanned | scanned || scanning | scans
  - GERMAN: **infinitive** | **preterit [=imperfect]** | **past participle**
    - baden | badete | gebadet

[for separable verbs, both versions of the imperfect should be given, separated by “ / “.

    - eintragen | trug ein / eintrug | eingetragen
    - sich hineinsteigern | steigerte sich hinein / sich hineinsteigerte | sich hineingesteigert

NOTE that *Dict.cc* DOES NOT give **full inflection tables** for either ENGLISH or GERMAN terms. You can find such tables in the sources listed below.

### Sources for inflections

For already existing entries, many of the inflection patterns were imported originally from the *Wiktionary*:

ENGLISH: [http://en.wiktionary.org/wiki/Wiktionary:Main\\_Page](http://en.wiktionary.org/wiki/Wiktionary:Main_Page)

GERMAN: <http://de.wiktionary.org/wiki/Wiktionary:Hauptseite> .

The best Internet source for ENGLISH conjugations – no problems exist for the declensions of nouns and adjectives – is *Reverso / Conjugation* at <http://konjugator.reverso.net/konjugation-englisch.html> [See APPENDIX 1.3.], for which a LINK is provided under the English sources listed in the edit form. If you use this link, you must manually click the tab “conjugation”, then enter your verb and press the button “conjugate”.

The best Internet source for all GERMAN inflections is the *CanooNet* [at <http://www.canoo.net/>; see APPENDIX I, 2.2.2.], for which a LINK is provided under the German sources listed in the edit form. You must then manually click “Wortbildung”

In addition, authoritative printed dictionaries for the respective languages can be used to find correct inflection patterns.

### Creating a new inflection pattern entry

When you enter a new term not yet in the *Dict.cc* vocabulary, it is helpful, though not yet required, to enter the corresponding inflection pattern at the same time. To do so, click the plus-sign on the right side of the entry line for the English or German term entered. If you have not already entered the word-class, you will be called upon to do so by clicking the appropriate hyperlinked designation. This will call up an **inflection-pattern entry form**, where you can enter the appropriate pattern, following the conventions described:

Note that the LINK “+C” at the end of the entry line opens up a commentary box where you can cite **your source**. or make other comments.

### Editing inflection pattern entries

To correct or add an additional inflection pattern, you must call up the **edit-inflection window**,

- either from the search-results window, by clicking the LINK “**edit**” to the left of the ENGLISH side or at the right of the GERMAN side
- or from the individual entry or review window by clicking the small **[+]**-button at the right side of the ENGLISH and GERMAN entry lines.

Here is an illustration of **the edit-inflection window** called up by clicking the edit button next to the English verb “to scan”:

Edit Inflection

**VERB**  Submit [Del](#) | [History](#) | [+C](#)

**Example(s):**  
 to swim | swam | swum || swimming | swims  
 to infinitive | simple past | past participle || present participle | 3rd person

**Special Characters:**

	... separates different categories ("friend   friends")
-	... means "this form is not applicable" (e.g. no plural: "aluminium   -")
/	... for several variants in the same category ("bongo   bongos / bongoes")
	... for additional (optional) information, creates a line break
[]	... for visible comments that don't act as keywords

Here is an illustration of the edit-inflection window called up by clicking the Plus-sign in the individual entry or review form,

Review translation (No. 101173) » History Page

Other opinions ?	English	German	Class	Comments ?
<b>Original posting</b>	to scan	scannen	verb	
<div style="display: flex; justify-content: space-between; align-items: flex-start;"> <div> <p><b>English</b></p> <p><input type="text" value="to scan"/> <span style="background-color: #d3d3d3; padding: 2px 5px;">+</span> <span style="background-color: #d3d3d3; padding: 2px 5px;">to</span> <span style="background-color: #d3d3d3; padding: 2px 5px;">[Br.]</span> <span style="background-color: #d3d3d3; padding: 2px 5px;">[Am.]</span> <a href="#">more...</a></p> <p><b>VERB</b> to scan   scanned   scanned    scanning   scans <span style="float: right; background-color: #d3d3d3; padding: 2px 5px;">Review</span> <span style="color: green; font-weight: bold;">VERIFIED</span></p> <p><a href="#">Add inflection information for <i>scan</i> (verb)</a> (one entry per meaning)</p> </div> </div>				

With this form you can add additional inflections to an already existing list of inflection patterns, by clicking the [LINK](#) "[Add inflection information for \*scan\* \(verb\)](#) (one entry per meaning)". (See below)

### Assigning a translation pair to a specific inflection pattern

To assign a particular translation pair to a specific inflection pattern, you should proceed in three steps:

Assuming, for the sake of example, that, in the following result-set, the entry "to roentgenize = durchleuchten" has not yet been assigned to the pattern VERB<sup>1</sup> and that you now wish to make this assignation,

Wörterbuch Englisch ← Deutsch: <b>durchleuchten</b>			Übersetzung 1 - 7 von 7	
English		Deutsch		
-		VERB <sup>1</sup> <a href="#">durchleuchten</a> [ - ' - - ]   durchleuchtete [ - ' - - - ]   durchleuchtet		edit
		VERB <sup>2</sup> <a href="#">durchleuchten</a> [ ' - - - ]   leuchtete durch / durchleuchtete [ ' - - - - ]   durchgeleuchtet		edit
		SYNO <a href="#">durchleuchten</a>   erforschen ... <span style="font-size: small;">⊕</span>		
to screen		<b>durchleuchten</b> <sup>1</sup>	21	
to X-ray	MedTech	<b>durchleuchten</b> <sup>1</sup>	16	
to ray	MedTech	<b>durchleuchten</b> <sup>1</sup>	6	
to roentgenize	MedTech	<b>durchleuchten</b> <sup>1</sup>		
to shine through		<b>durchleuchten</b> <sup>2</sup> <a href="#">[durchscheinen]</a>		
to examine in more detail	idiom	näher <b>durchleuchten</b> <sup>1</sup>		
to investigate the facts		die Fakten <b>durchleuchten</b> <sup>1</sup>		



1. scroll to the translation pair you wish to assign to a particular inflection pattern and click the “i”-button to open up the context menu.
2. click “Korrektur vorschlagen” resp. “suggest correction” to call up the **normal edit form**.
3. click the plus-sign, “+”, on the GERMAN side of the entry to call up the **inflection entry form**.

if two or more inflection patterns have been entered already, they will be listed one below the other. e.g.:

English	to roentgenize	+	to	[Br.]	[Am.]	more...
German	durchleuchten	+	m	f	n	pl
	<p>VERB <input checked="" type="radio"/> durchleuchten [ - ' - - ]   durchleuchtete [ - ' - - - ]   durchleuchtet</p> <p>VERB <input type="radio"/> durchleuchten [ ' - - - ]   leuchtete durch / durchleuchtete [ ' - - - - ]   durchgeleuchtet</p>					
	<p>Click radio button to assign the correct version!</p> <p><u>Add inflection information for <i>durchleuchten</i> (verb)</u> (one entry per meaning)</p>					
			Review	VERIFIED		
			Review	VERIFIED		

Now, to assign the correct version, simply click the appropriate “**radio button**”. The inflection entry window will close automatically and the superscript number will be assigned to the chosen translation pair. There is no need to press [enter].

NOTE: If you need to enter a new inflection pattern to fit the translation pair you are dealing with, click the line “Add inflection information for ... (verb)” to call up a new inflection entry form and proceed as stated above.

**Synonyms** are likewise displayed in the grey area at the top of the search page. ENGLISH synonyms have generally been imported from Princeton University’s *WordNet – A lexical base for English*- GERMAN synonyms come from *CanooNet – Deutsche Wörterbuch und Grammatik*. Both of these services are described in *Appendix I*. At present there is no procedure for entering additional synonyms.

### 3.6. Good translation

Judging **what is a good translation** is very much a matter of feeling and experience. There are few strict rules (see below under *poor translations*) and reviewers often differ in their application of such rules, some being more stringent than others. **Bilingual dictionaries and glossaries** can usually be relied on, but they are not infallible. Indeed some are notoriously unreliable, e.g. *LEO* among the online dictionaries and *Langenscheidt /Muret-Sanders* among the printed dictionaries. (For more on the use of sources, see *Section 6.1. Citing sources*). Particularly the online dictionaries have often blindly copied from each other, giving rise to annoyingly false **cloned translations**, that have no basis in actual usage, but give rise to numerous apparent hits when you do a Google search with the restrictions “+ dictionary OR glossary” resp. “+ Wörterbuch OR Glossar OR Lexicon”. If you have reason to suspect such a clone, you should repeat the Google search leaving out these restrictions. You may then turn up no real hits demonstrating the actual use of the term in the respective language. This is repeatedly the case with entries taken over from *Chemnitz* and *Mr. Honey* as well as many subsequent entries from *LEO*, which was originally cloned from *Chemnitz*. The so-called “**bulk input**”-entries, which are currently being brought up to standard by manual correction and verification, are later imports from *Chemnitz*.

As noted above (*Section 3.1. Kinds of entries*), translations need not be strictly literal. On the contrary, **free translations** are also most welcome as long as they are strictly equivalent. Such is the case, for instance, with proverbs (see *Section 3.2. Specific types of entries*), where the best translation is not a slavish word-for-word rendering with comical or unintelligible effect, but rather the corresponding proverb in the other language, though this may be formulated in completely different terms.

Some typical instances of **poor translations** are:



- **part / whole confusion**, e.g.
    - cat = Löwe [genus versus species]
  - **related term confusion**, e.g.
    - peace = Aussöhnung [similar terms with different orientation, state versus process]
  - **cause / effect confusion**, e.g.:
    - to do a doctorate = das Rigorosum bestehen [effect versus cause]
  - **definition / translation confusion**, e.g.:
    - hand cream = Salbe zur täglichen Handpflege [German definition instead of a term]  
This should not be confused with the use of definitions as translation substitutes, when direct translation is impossible; see above in *Section 3.2. Specific types of entries*.
  - **calques**, i.e. **slavish translation**, e.g.
    - to close peace = Frieden schließen [English is a calque of the German]  
Note that many an expression which was originally a calque subsequently becomes established as colloquial usage, e.g. “Sinn machen” statt “Sinn ergeben”.
  - **false friends**, i.e. two identical quasi-identical terms having different meanings in the two languages, e.g.
    - handy [cell phone] = Handy {n} (English does not use “handy” in this sense).  
If you have reason to suspect such a false friend when, for instance, the Google hits for an English term turn up principally or exclusively in German language sites, use the “expanded search” function to restrict your Google search to English language sites or to sites in Great Britain or the USA. For more on this trick, see *Section 6.1.3. Google as a source*.
- N.B. False friends are found especially in **legal and administrative terminology**. A German “Notar” is not the same thing as an American or British “notary public” An American “certified public accountant <CPA> is not a German “Wirtschaftsprüfer”. For more on this special instance of false friends, see *Sect. 3.2.2 and 3.2.11* above).

## 4. How can I make a new entry?

### 4.1. Getting to the entry form

Before you make a new entry, you should **check to be sure that your proposed translation has not already been entered**. This you can do by searching for both the ENGLISH and the GERMAN word or expression. It pays to look up both versions, because you may well find a translation so similar to your proposal that no new entry is needed.

- If your search turns up **no search result** [try entering “zyxvut”], a display of possible alternatives will be called up. You can call up the entry form by clicking the blue [LINK](#) “Übersetzung vorschlagen”.
- If your search turns up **a search result** [try entering “fuzzy”], you will get a display of existing entries with an appended list of possible alternatives. Here too you must call up the entry form by clicking the blue [LINK](#) “add translation”.




### 4.2. Filling in the entry form with a translation pair

The **entry form** which you call up from a search-result list looks like this:

## Mehr zum Suchbegriff Übersetzung vorschlagen

**dict.cc:** Sprachausgabe — Forumsbeiträge anzeigen — Blättern Englisch: SIB — Blättern Deutsch: SIA  
**Others:** Google — Wikipedia — Wiktionary — Leo — PONS — Canoo — Duden — TheFreeDictionary ... weitere

Kennst du Übersetzungen, die noch nicht in diesem Online-Wörterbuch enthalten sind?  
 Hier kannst du sie vorschlagen! Bitte immer genau eine Übersetzung eintragen - Formatierung siehe [Guidelines](#). Um die Überprüfung zu erleichtern, gib bitte einen Beleg (URL) der Übersetzung im Kommentarfeld ein. Dieses Formular ist nicht für Fragen gedacht, dafür gibt es das [Forum](#)!

Englisch	<input type="text"/>	+	to	[Br.]	[Am.]	<a href="#">more...</a>
Deutsch	<input type="text"/>	+	m	f	n	pl <a href="#">more...</a>
Wortart	<input type="text"/>		C	adj	adv	pp <a href="#">more...</a>
Fachgebiet	<input type="text"/>		List	Cloud		
Kommentar (Quelle, URL)	<div><input type="text"/></div>   					

☐ New Window

At the top of the entry form you will find a list of [LINKS](#) to help you search for an appropriate translation of your search term. The top line contains [LINKS](#) to various *dict.cc* features. The second line contains [LINKS to other internet resources](#) like Google, Wikipedia, etc. Further [LINKS](#) can be called up by clicking “[more...](#)” at the right end of the line. When you click any one of the research [LINKS](#), a search for your original search term will be initiated in the corresponding service.

Within **the entry box**, the first line is for your **ENGLISH** term or expression, the second is for the **GERMAN** equivalent. The third line is for the **WORD CLASS**. For each of these three lines, clickable options are offered on the right. Clicking “[more](#)” will call up the full list. The fourth line enables you to specify the **SUBJECT FIELD** for your entry. Below this there is a field for entering **COMMENTARY**. e.g. sources, explanations, typical examples. This field automatically expands as you type your text. To navigate this field, use the [up-/down-buttons](#) on the left side rather than scrolling with the mouse wheel, since the wheel jumps over every other line.

For those who do not have **special characters** on their keyboard, e.g. **GERMAN** umlaut characters, or who prefer clicking characters like the square, curly and angle brackets, or some other symbols, a clickable list of such characters is offered when you click “[more ...](#)”, e.g.:

ä ö ü ß Ä Ö Ü () [] < > | ® ™

You can enter translation pairs for **individual words** or for whole **phrases or sentences**. Entries for sentences should end with a period, question mark, or exclamation point. To show how a particular expression should be used, it is often helpful to enter a whole sentence illustrating the usage, e.g. as an example for the use of “werden dürfen”:

- He should not have been excluded. = Er hätte nicht ausgeschlossen werden dürfen.

### 4.2.1. One translation at a time! (Separate entry rule)

In principle, you should make **a separate entry for each translation pair**. If for instance your source dictionary gives several possible translations separated by commas, e.g. “suitably = angemessen, gehörig, gebührend” (Oxford Duden under “suitably”), you should make three separate entries:

- suitably = angemessen
- suitably = gehörig
- suitably = gebührend.

Complex entries using commas, the so-called “**comma entries**” should always be split in the course of the review process before final verification. For details, see [Section 5.4.3. Splitting an entry](#).

This rule applies also for **spelling variations**, e.g. when a letter is sometimes inserted or doubled within the word or a final letter or syllable is sometimes added. In such cases, **do not** put the variant in parentheses or behind a slash **BUT INSTEAD** make two separate entries, e.g.

- for „dialog“ AND for „dialogue“ NOT “dialog(ue)” or “dialog / dialogue”
- for „Bravour“ AND for „Bravur [RSV.]“ NOT „Brav(o)ur“

When one variant is used regionally, it should be tagged as such. When one variant is clearly less frequent or dated, it can be marked accordingly. See *Section 4.2.3 regional usage tags and restricted usage tags*.

An **exception to the separate entry rule** is made when two longer entries differing only in a single word. In this case you can enter both forms with a **slash preceded and followed by a space**, indicating that both forms are valid, e.g.:

- to provide evidence for / of / on sth. = etw. belegen.

#### 4.2.2. Brackets within entries

Within an entry, four forms of brackets are used:

- **Round brackets** (parentheses) should be used for words that, at the beginning of or within an expression, are used **optionally**, i.e. that can be left out, e.g.
  - (medical) resident = Assistenzarzt
  - (city) district = Stadtviertel

Such optional terms serve as key words in searches. Thus the entry “(medical) resident” will be found when someone makes a search for “medical” and when he/sh makes a search for “resident”. This is not the case for terms in square brackets.<sup>19</sup>

- **Angle brackets**, “<” and “>”, should be used for entering **abbreviations** of terms; put them behind the spelled out term rather than at the beginning of the entry, e.g.

- Code of Federal Regulations <CFR>

When alternative abbreviations are included in angle brackets, they should be separated by a comma, e.g.

- century <c, cent.> = Jahrhundert {n} <Jh.>

- **Curly brackets** are reserved for gender-/plural-tags: see *Section 4.2.3. Tags*.
- **Square brackets** (braces) should be used for **clarifications, restrictions, or definitions** that are not meant to be made searchable, e.g.

- walking disaster area = Pechvogel {m} [Opfer vieler Unfälle]
- cirrous {adj} [tufted] = rankig [Polster bildende Pflanzen]
- out of it {adj} [coll.: unconscious] = weggetreten [ugs.: bewusstlos]

Note that in this case the explanation has been inserted into the square brackets for a usage tag: see below.

Sometimes it is impossible to translate a specialized term or the name of an institution into the other language. In that case, please enclose the whole definition or description in square brackets, e.g.

- legal clinic [Am.] [Can.] = [Rechts- und Prozesshilfebüro].

Note: If a search yields no normal results, entries in square brackets will be shown.

Scientific LATIN **botanical and zoological names** should be set in square brackets behind the ENGLISH names of plants and animals, e.g.

- mountain lion [Puma concolor] = Puma {m}.

Note that it is possible to search for such names by entering them in square brackets in the search box.

**Names of authors** of scientific, literary, musical, cinematographic works should be set in square brackets, behind the GERMAN title if the original is in German, otherwise behind the ENGLISH title, when the original is in a language other than German, e.g.

- The Stechlin [novel] Der Stechlin [Theodor Fontane]
- War and Peace [Leo Tolstoy] Krieg und Frieden.

<sup>19</sup> See FORUM discussion <http://forum.dict.cc/?pagenum=10925&hilit=511510&kw=#entry511510>.

NOTE: A special use for square brackets is to set off **place-holders at the beginning of an entry for a verb** in the imperfect tense, in order to insure that the place-holder is overlooked when a search-result list is drawn up, e.g.:

- [sb.] ate = [jd.] aß
- [because sb.] took part = [weil jd.] teilnahm

See *Section 3.3.2. Verbs and verb phrases*.

Note that you can **search for terms in square brackets** simply by typing them with brackets into the search box. Although they will not be displayed among the results of a normal search, you will find in the dark grey bar at the bottom of the hit display the hint "Weitere ... Übersetzungen für ... innerhalb von Kommentaren". This is a [LINK](#); when you click it, a display of all hits with the corresponding term in square brackets will be called up.

#### 4.2.3. Tags

On the right side of each entry line, there is a series of buttons for **tagging the entry**. Only a few are immediately visible, to see the whole selection, you must click "[more](#)". Clicking one of these buttons will cause the chosen tag to be entered into the line.

For the ENGLISH entry line, the visible buttons are: [to] (for marking infinitive verbs), [Br.] (for marking British usage) and [Am.] (for marking American usage). The full list is:

() [] {} <> | ® ™  
 [Aus.] [NZ] [Can.] [Scot.] [Irish] [Ind.] [S.Afr.]  
 {pl} {sg} [attr.] [postpos.] [pred.]  
 [coll.] [fig.] [hum.] [pej.] [vulg.] [dated]  
 [archaic] [obs.] [poet.] [spv.] [sl.]  
 sb. sb.'s sth. [sb./sth.] [sb.] [sth.]  
 » Close

In the GERMAN line you find the buttons {m}, {f}, {n}, {pl} to mark the gender and number of the German word form. The full list is:

ä ö ü ß Ä Ö Ü () [] {} <> | ® ™  
 [österr.] [südd.] [nordd.] [ostd.] [schweiz.]  
 [alt] [ugs.] [fig.] [hum.] [pej.] [vulg.] [veraltend]  
 [veraltet] [geh.] [Rsv.]  
 jd. jdn. jdm. jds. etw. [jd./etw.] [jd.] [etw.]  
 » Close

Note: Grammar **tags in curly brackets**, i.e. gender/number and parts of speech do NOT contain a period: **Tags in square brackets** take a period if they are abbreviated.

The use of these tags is explained in the following sections.

- **Gender-/plural-tags** are MANDATORY FOR **GERMAN NOUNS** WHEN THEY STAND ALONE, even if preceded by an article or an adjective, e.g.

- Frau {f}
- das Gute {n}
- glänzende Seide {f}
- Teil {m} {n}.

They should not be set in fixed phrases or sentences in which the noun is not in the nominative case, e.g.

- dem Wesen nach.

**Singular / plural tags** should be set with **ENGLISH** nouns, when the grammatical number is not immediately evident or differs from the number of the corresponding German term, e.g.:

- apologetics {sg} = Apologetik {f}
- homework {sg} = Schularbeiten {pl}
- scissors {sg} {pl} = Schere {f}

- scissors {pl} [more than one pair] = Scheren {pl}

NOTE: ENGLISH **inanimate collective nouns**<sup>20</sup>, especially the names for paired **instruments** like “scissors” [= a single“ pair of scissors], “pliers”, “bellows” etc. are often treated grammatically as either singular or plural, with American usage tending to prefer the singular whereas British usage tends to prefer the plural. However these preferences are generally not strong enough to justify labeling the one as American and the other as British. In such cases, simply assign both tags as in the above example.

British and American usage generally agrees in treating paired **articles of clothing**, e.g. “braces”, “jeans”, “trousers” as plural.

Words ending in “-ics” are regarded as singular in both British and American usage, when they are used for a **scholarly discipline**, e.g. “Economics”, “Ethics”, etc. However, when they are used to designate ways of behaving, they are generally treated as plurals, e.g. “the economics of war”, “the doctor’s ethics” etc.

When it is a question of **personal collectives** like “the team”, “the band” (of musicians), “the police” etc. it is often the context that dictates, whether the term is treated as singular or plural, e.g.

“... the team. It {sg: i.e. the whole} was sold last year. They {pl: i.e. the members} were very unhappy.”

In such cases, dictionaries generally do not indicate any grammatical number. so we do not need to do so in *Dict.cc* either – we do not as a rule give any number for ENGLISH nouns . In GERMAN, by contrast, collective nouns are always treated as singular and thus take a gender-tag in *Dict.cc*. When the component members of such a collective are intended, GERMAN uses a plural term like “Mitglieder” to express this intention, e.g.:

“... die Mannschaft. Sie wurde letztes Jahr verkauft; die Mitglieder waren sehr unglücklich darüber.”

NOTE that GL 7 specifies: “In case of **expressions consisting of multiple nouns**, use the gender tag only for (and immediately after) the grammatically dominant noun, e.g. bicchiere {m} da vino (plural: “I bicchieri da vino”).

For proper nouns or terms taken from foreign languages that consist of multiple words, the gender tag should be placed at the end of the term, e.g. for German: “Circulus virtuosus {m}”, “Cosa Nostra {f}”, “Crêpe Suzette {f}”.

- **Adjective position tags** are explained above under *Sect. 3.3.4. Adjectives*.
- **Regional usage tags** mark terms and phrases whose use is confined to a particular geographic area. For their use, see *Section 3.2.1. Regional usage*.

(ENGLISH)

- [Am.] = American
- [Aus.] = Australian
- [Brit.] = British
- [Can.] = Canadian
- [Ind.] = Indian and otherwise Asiatic, e.g. Hong Kong, Singapore etc
- [Irish] = Irish
- [NZ] = New-Zealand English
- [Scot.] = Scots
- [S.Afr.] = South African

(GERMAN)

- [nordd.] = Northern German
- [ostd.] = Eastern German
- [österr.] = Austrian

<sup>20</sup> This question was the object of a recent FORUM discussion: <http://forum.dict.cc/?pagenum=10664&highlight=496384&kw=collective%20nouns#entry496384>

- [schweiz.] = Swiss
- [südd.] = South German

In very special cases, following dictionary indications, more specific regional tags can be assigned, e.g. [bayer.], [schwäb.] oder [allamann.], when [südd.] eindeutig nicht in Frage kommt,<sup>21</sup> or {Cockney}. [N. Engl.], when the term is used only in the corresponding usage. Terms and expressions which do not belong to standard usage but are not limited to a particular regional usage are tagged as "landsch." resp. "dial." in the *OxfordDuden*.

Tags for regional usage can be assigned to words and expressions proper to a particular region as well as to regional spellings. More than one regional tag can be assigned to a term, e.g.

- Carnival = Fasnacht {f} [südd., schweiz.]

Terms common to American and British English require no regional tag. e.g.

- to realize = einsehen
- to realise [Br.] = einsehen

### • Restricted use tags

The following list of restricted usage tags is fixed in the Guidelines; other tags occasionally found in the dictionaries should not be used without previously discussing their use in a FORUM-Discussion.

#### (E NGLISH )

- [vulg.] (= vulgar)
- [sl. ] (= slang)
- [coll.] (= colloquial)
- [fig.] (= figurative)
- [poet.] (= poetic)
- [hum.] (= humorous)
- [pej.] (= pejorative)
- [spv.] (= spelling variant)

#### (G ERMAN )

- [alt] (= former spelling, prior to the recent German spelling reform)  
Note: "alt" is not an abbreviation, thus it takes no period.
- [ugs.] (= umgangssprachlich)
- [vulg.] (= vulgar)
- [fig.] (= figurative)
- [pej.] (= pejorativ)
- [hum..] (= humoristisch, scherzhaft)
- [geh.] (= gehoben, bildungsbürgerlich)
- [Rsv.] (= weniger gebräuchliche Rechtschreibvariante)

NOTE: The *Duden Universalwörterbuch* and so also the *OxfordDuden* use a variety of **other restricted usage tags**, which have thus occasionally found their way into *Dict.cc*. As a rule, "bildungsbürgerlich" and "dichterisch" are subsumed under "[geh.]", "derb" under "[vulg.]. The *Duden* tag "früher" refers to things which are no longer current, like "Leibeigenschaft", whereas the tag "[hist.]" refers to things which existed only in a particular past epoch, e.g.

"Bannfluch". In *Dict.cc*, these tags are replaced by the subject area "History". For linguistic usages specific to National Socialism, *Duden* uses the tag "ns."; for those specific to the German Federal Republic, it uses the tag "Bundesrepublik Deutschland" and for those specific to the German Democratic Republic, it uses the tag "DDR".

### • Dated usage tags

<sup>21</sup> The problems that can arise in assigning such specialized regional tags are illustrated in a long FORUM discussion on the meaning and merits of the distinction between „bairisch“, „bayerisch“ and „süddeutsch“; see <http://forum.dict.cc/?pagenum=10863&hilit=508043&kw=#entry508043>



In dealing with dated usage, Dict.cc follows the conventions of the *Wiktionary* for **ENGLISH** [[http://en.wiktionary.org/wiki/Wiktionary:Obsolete\\_and\\_archaic\\_terms](http://en.wiktionary.org/wiki/Wiktionary:Obsolete_and_archaic_terms)]. Old and Middle English terms should not as a rule be entered, since these are understood to be distinct languages, which someday may constitute separate *Dict.cc* dictionaries. The English dated usage tags are:

- [obs.] (= obsolete), i.e. the term is no longer in use; it is found only in very old texts  
NOTE: the fact that *the thing* to which the term refers is no longer in use does not make *the term* obsolete; in such cases, the translation pair is assigned to the subject area "History", but not tagged as "obsolete"..
- [archaic] (= archaic), i.e. the term is no longer in general use, but is still found in some contemporary texts (e.g., the Bible), especially to give them a solemn or ceremonial character
- [dated] (= dated), i.e. the term is still in use, but generally only by older people, and considered unfashionable or superseded, particularly by younger people.

On the **GERMAN** side in conformity with *Duden* conventions, only two tags are used:

- [veralt.] (= veraltet), corresponds roughly to "obsolete" and "archaic"
  - [veraltend] (= veraltend), corresponds to "dated"  
NOTE: The *Duden* editorial board regularly excises older words that are no longer in use. For an interesting commentary on the fate of dated words in German, see [http://de.wikipedia.org/wiki/Lexikon\\_der\\_bedrohten\\_Wörter](http://de.wikipedia.org/wiki/Lexikon_der_bedrohten_Wörter).
- **[Parts of speech tags]** are now entered in a special line on entry form under the rubric word class. For their handling, see *Section 3.3. Parts of speech / Word classes*.
  - **case tags with the + sign**<sup>22</sup> may be used as placeholders for **verbal** or **prepositional objects** on the German side, e.g.
    - apart from {prep}...= abseits [+Gen.] (genitive object of a preposition)
    - consultation with...= Hinzuziehung {f} [+Gen.] [genitive object of an action noun]
    - as of {prep} = ab [+Dat.] [zeitlich] (dative object of a preposition)
    - against {prep}...=...gegen [+Akk.] (accusative object of a preposition)
 Note that such tags are often missing from older entries.
  - **case tags without the + sign** should be used to indicate the case of the placeholder "etw." or of some other noun or pronoun requiring disambiguation, e.g.:
    - to push sth. under / underneath sth. = etw. [Dat.] etw. [Akk.] unterschieben
    - to acquire sth. = sich [Dat.] etw. [Akk.] aneignen
    - to boast of / about sth. = sich einer Sache [Gen.] rühmen.
 NOTE: separate the case tag from the pronoun with a blank.

Regarding **tag order**, the only rule is that **GENDER/NUMBER TAGS SHOULD BE INSERTED IMMEDIATELY AFTER THE NOUN THEY REFER TO**. Tags for regional and restricted usage and tags for parts of speech can be set in whatever order seems most appropriate, e.g. both "[coll.] [Am]" and "[Am.] [coll.]" are permissible

#### 4.2.4. Pronouns in phrases and sentences

Also under "**more...**" at the end of the **ENGLISH** and **GERMAN** lines you will find buttons/**LINKS** for several standard **pronoun abbreviations**, namely for the pronouns "somebody/something" resp. "jemand/etwas", when they are used as **place-holder pronouns** indicating the **object of a verb or preposition** which can be any noun or pronoun you may wish to insert in the respective phrase or sentence. The genitive form can also be used as a place-holder for a **possessive** referring to a noun or for a **genitive subject** of a verbal noun. These place-holders are:

(**ENGLISH**)

- sb. (= somebody)

<sup>22</sup> On the subject of case-tags with or without the "+" sign, see the **FORUM** discussion <http://forum.dict.cc/?pagenum=10891&hilite=509658&kw=#entry509658>, especially Paul's explanation: "[+Dat.] heißt: An dieser Stelle muss ein Wort im Dativ eingefügt werden. [Dat.] heißt: Das vorige Wort ist als Dativ zu verstehen."

- sb.'s (= somebody's)
- sth. (= something)
- sth's (= something's)

(GERMAN)

- jd. (= jemand)
- jds (= jemarks)
- jdm. (= jemandem)
- jdn. (= Jemanden)
- etw. (= etwas)

Note: "etw." alone can stand for a noun or pronoun in any of the four cases. If the pronoun is in the nominative case, you need no **case tag** (see above). If it is not in the nominative, please append a case tag, e.g. "[Gen.]", "[Dat.]" or "[Akk.]" preceded by a blank to "etw.", when it stands alone. This is not necessary when the correct case is indicated by the combinations "jds./etw.", "jdm./etw." or "jdn./etw." (described below), e.g.

- "to be charged with two counts of sth. = des etw. [Gen.] in zwei Fällen angeklagt sein"

In older entries, the expression „einer Sache [Dat.]" resp. „einer Sache [Gen.]" has been used occasionally instead of "etw." as the neuter place-holder. This is NOT recommended

When either a person or a thing can be expressed by a place-holder, two abbreviations can be **combined with a slash** (without any spaces between the two terms!!!), e.g. "sb./sth.", "jdm./etw.". In this case "etw." needs no case tag, since the case is indicated by the personal pronoun.

When a place-holder is set at the beginning of a clause to indicate the **subject of a verb**, it should be set in square brackets, so that it will not be counted in a search-result list, e.g.:

- [sb./sth.] gained weight = [jd./etw.] nahm zu

NOTE: These abbreviations should be used *ONLY when the respective pronoun stands for any other noun or pronoun* which might be inserted in the phrase, i.e. when it is a place-holder, e.g.

- to help sb. with sth. = jdm mit etw. [Dat.] helfen.
- to abuse sb.'s hospitality = jds. Gastrecht missbrauchen
- to curtail sb.'s acting up = jds. sich Aufspielen unterbinden.

They should NOT be used *when the pronoun stands in its own right* as part of a phrase or sentence.

- Ask me something easier! = Frage mich etwas Leichteres!

The ENGLISH **indefinite pronouns** "**someone**" / "**someone's**" should NOT be abbreviated but rather spelled out. Though you may find instances of such usage, you should not use "s.o." or "s.o.'s" as abbreviations for "someone" or "someone's"; either spell the words out or use the abbreviations for "somebody".

- someone like that / this = so jemand

The ENGLISH **reflexive pronoun** "**oneself**" should NOT be abbreviated as "o.s." but rather written out, e.g.

- to abandon oneself = sich hingeben

Entries with "o.s." should be corrected.

#### 4.2.5. Elision place holders in phrases and sentences

Besides placeholder pronouns, it is also possible to use **three dots** [please type three periods; DO NOT USE the special elision character!] to indicate that something must be inserted to complete the phrase or sentence, e.g.

- I'll see if ... = Ich werd mal nachsehen, ob ... [complete subordinate clause]
- to carry out a ... workload = ein ... Pensum bewältigen [insert adjective]



Alternatively, you can use “X” and “Y” for greater clarity, e.g.,

- X and Y are interconnected = Zwischen X und Y besteht ein Zusammenhang

#### 4.3. Selecting a subject field

When your translation pair is specific to a particular **subject field**, you can use the fourth line of the entry form to specify that field. Assigning a term to a particular subject fields is one way of disambiguating it from other usages of the same term either in common usage or in other specific fields. After a long FORUM discussion in May 2010<sup>23</sup>, it has been decided to establish **a single list of subject fields**, which is normative for all of the various dictionaries under *Dict.cc*. Requests to change this list, e.g. to modify the names/descriptions of existing subjects, to add new subjects or combine existing ones can be posted for discussion in the FORUM, but the ultimate decisions will be made by Paul after having followed the discussion.<sup>24</sup>

At the end of line 4 of the entry form, the buttons “List” and “cloud” allow you to choose between two different presentations of the **subject field list**.

“**List**” presents a table arranged alphabetically according to the normative abbreviation, not according to the field description:

Subject		List	Cloud
	<input type="checkbox"/> General use (common terms) / Allgemeinsprachliches		viele ▲
acc.	<input type="checkbox"/> Accounting / Buchführung		440
admin.	<input type="checkbox"/> Administration / Verwaltung		419
advert.	<input type="checkbox"/> Advertising Language / Werbesprache		114
agr.	<input type="checkbox"/> Agriculture / Agrarwirtschaft (Landwirtschaft)		1749
anat.	<input type="checkbox"/> Anatomy / Anatomie		3749
archaeo.	<input type="checkbox"/> Archaeology / Archäologie		377
archi.	<input type="checkbox"/> Architecture / Architektur		1774
armour	<input type="checkbox"/> Armour / Rüstungen		51
art	<input type="checkbox"/> Art / Kunst		1741
astron.	<input type="checkbox"/> Astronomy / Astronomie		568

You can **call up a list of all entries assigned to a particular subject field** by clicking the hit number on the right side of the subject field display window called up with the list-button.

“**Cloud**” presents the alphabetical list of abbreviated subject names as a diagram showing degrees of importance based on frequency:

<sup>23</sup> See <http://forum.dict.cc/?pagenum=11077&hilit=519034&kw=#entry519034>

<sup>24</sup> See Paul’s contribution to the above discussion dated 2010-05-18, 15-21.

Subject	List	Cloud
<input type="checkbox"/> <b>General use</b>	<input type="checkbox"/> acc. <input type="checkbox"/> admin. <input type="checkbox"/> advert. <input type="checkbox"/> agr. <input type="checkbox"/> <b>anat.</b> <input type="checkbox"/> archaeo.	
<input type="checkbox"/> archi. <input type="checkbox"/> armour <input type="checkbox"/> art <input type="checkbox"/> astron. <input type="checkbox"/> astronau <input type="checkbox"/> audio <input type="checkbox"/> <b>automot.</b>		
<input type="checkbox"/> aviat. <input type="checkbox"/> bibl. <input type="checkbox"/> bike <input type="checkbox"/> biochem. <input type="checkbox"/> <b>biol.</b> <input type="checkbox"/> biotech. <input type="checkbox"/> <b>bot.</b> <input type="checkbox"/> brew		
<input type="checkbox"/> <b>chem.</b> <input type="checkbox"/> climbing <input type="checkbox"/> <b>clo.</b> <input type="checkbox"/> comm. <input type="checkbox"/> <b>comp.</b> <input type="checkbox"/> constr. <input type="checkbox"/> cos.		
<input type="checkbox"/> cryst. <input type="checkbox"/> curr. <input type="checkbox"/> cuss <input type="checkbox"/> dance <input type="checkbox"/> <b>dent.</b> <input type="checkbox"/> Disney <input type="checkbox"/> drugs <input type="checkbox"/> <b>econ.</b>		
<input type="checkbox"/> educ. <input type="checkbox"/> <b>electr.</b> <input type="checkbox"/> engin. <input type="checkbox"/> entom. <input type="checkbox"/> envir. <input type="checkbox"/> equest. <input type="checkbox"/> ethn. <input type="checkbox"/> EU		
<input type="checkbox"/> <b>F</b> <input type="checkbox"/> fashion <input type="checkbox"/> <b>film</b> <input type="checkbox"/> <b>fin.</b> <input type="checkbox"/> FireResc <input type="checkbox"/> food <input type="checkbox"/> for. <input type="checkbox"/> furn. <input type="checkbox"/> games		
<input type="checkbox"/> <b>gastr.</b> <input type="checkbox"/> <b>geogr.</b> <input type="checkbox"/> geol. <input type="checkbox"/> geom. <input type="checkbox"/> herald. <input type="checkbox"/> <b>hist.</b> <input type="checkbox"/> hort.		
<input type="checkbox"/> hunting <input type="checkbox"/> hydro. <input type="checkbox"/> ichthyo. <input type="checkbox"/> <b>idiom</b> <input type="checkbox"/> ind. <input type="checkbox"/> insur. <input type="checkbox"/> internet <input type="checkbox"/> jobs		
<input type="checkbox"/> <b>law</b> <input type="checkbox"/> libr. <input type="checkbox"/> <b>ling.</b> <input type="checkbox"/> <b>lit.</b> <input type="checkbox"/> market. <input type="checkbox"/> math. <input type="checkbox"/> <b>med.</b>		
<input type="checkbox"/> <b>MedTechn</b> <input type="checkbox"/> meteo. <input type="checkbox"/> <b>mil.</b> <input type="checkbox"/> min. <input type="checkbox"/> mining <input type="checkbox"/> motorsp. <input type="checkbox"/> MP		
<input type="checkbox"/> <b>mus</b> <input type="checkbox"/> mycol. <input type="checkbox"/> myth. <input type="checkbox"/> <b>naut</b> <input type="checkbox"/> neol. <input type="checkbox"/> nucl. <input type="checkbox"/> penol. <input type="checkbox"/> onom.		

Independently of the entry form, you can call up an **alphabetical list of all current subject fields** by clicking the button “subjects” resp. “Fachgebiete” in the dark orange menu-bar at the top of each *Dict.cc* page. There you can also call up a list of the entries assigned to a field by clicking the blue hit-number on the right margin.

A quick glance at the list of subject fields reveals that it contains many **overlapping fields**, either because more specialized fields are subordinated to more general fields or because diverse fields are related to each other without being subordinated. Typical examples of subordination are:

- biology / botany / zoology
- economy / commerce / finance / real estate
- religion / biblical / mythological.

Examples of relation without subordination are:

- agriculture – foodstuffs industry
- games – toys

In *APPENDIX III* I have attempted to present a **systematic overview** of all the subject areas in order to call attention to such relationships.

Before you enter a particular subject, you should always check the list for **the most specific field**. For those who are not expert in the field, the discrimination between the more general and the more specific fields is often difficult – frequency is not always a good guide – and so the existing entries are not always consistent.

NOTE that the list contains several items which are not so much subject fields as **genre markers**. These are:

- |            |                                   |
|------------|-----------------------------------|
| - cuss     | = <b>cuss</b> (Schimpfwort)       |
| - idiom    | = <b>idioms</b>                   |
| - internet | = <b>internet messaging slang</b> |
| - neol     | = <b>neologisms</b>               |
| - proverb  | = <b>proverbs</b>                 |
| - spec     | = <b>specialized terms</b>        |

NOTE: This category was introduced to mark specialized terms, whose use is not restricted to individually assigned subject fields, i.e. more than three (see below). It **SHOULD NOT** be used when better subjects are available, e.g. simply to mark technical terms as such, when their use is already restricted to fields otherwise specified<sup>25</sup> Unfortunately, this rule has not always been observed in the past.

- |        |  |
|--------|--|
| - curr | = <b>monetary units</b>                  |
| - unit | = units of <b>weights and measures</b> . |

<sup>25</sup> See Paul's comment of 26.05.2010 in <http://forum.dict.cc/?pagenum=11099&hilite=520869&kw=#entry520231>

Setting a genre marker normally makes it unnecessary to enter a bracketed description in the line for the ENGLISH or GERMAN expression. e.g. there is no need to insert “[idiom]” behind an entry that is properly flagged as such. If you find such entries, you should correct them. A special genre-marker is the **subject-area “F”** described above under *Section 3.2.9 and 3.2.10*, to mark fictional titles and concepts.

**To set a subject field flag**, move the cursor to the desired entry in either the List or the Cloud-display and click the box to set a check-mark. In this way you can check *up to three subjects per entry*. If more than three subject fields are relevant, assign a more general field embracing all of them, e.g. “science” for terms used in diverse natural sciences. or assign the genre-marker “spec.” described above.

**Changing the subject field flag** on a particular entry can be done by anyone during the verification process and will not give rise to outvotes. Subject field flags for already verified translations can be changed by reviewers with a voting score of at least 50 votes. Such changes do not require further verification.

#### 4.4. Justifying your entry in the commentary field

When you make a entry, YOU ARE REQUIRED TO PROVIDE JUSTIFICATION (evidence for and explanations of usage) for it in the commentary field described below.

This requirement was introduced in January 2010 [see [http://forum.dict.cc/?pagenum=10545&hilite=490446&kw=Paul%20\(AT\)#entry489881](http://forum.dict.cc/?pagenum=10545&hilite=490446&kw=Paul%20(AT)#entry489881)] to reduce the number of unverified entries which accumulate over months and even years. It is enforced in a particular language section as soon as the number of entries in that section exceeds 5000. After that, no new entry will be accepted unless something is entered in the commentary field. Do not be surprised, however, at the large number of older entries for which no justification has been provided. With the passage of time, these will gradually be eliminated by the verification process.

The system, obviously, cannot judge the quality of what you enter as justification, but it is in your own interest to provide the best documentation possible, to insure that your entries are quickly verified. If you fail to give convincing justification, the danger is great that your entry will be summarily changed or deleted by the reviewers.

Please feel free to write your comments in either ENGLISH or GERMAN. There is no privileged language in *Dict.cc*, though it happens that German is rather more frequently used than English. Do not hesitate to reply to a German comment in English.

As far as possible, the justification which you offer should apply to both sides of the entry and should consist of sources that reviewers can check and that are generally regarded as reliable; thus preference should be given to dictionaries available on the Internet; but this is not always possible and is not of itself a sufficient reason for excluding an entry. One of the strengths of *Dict.cc* is that it includes many entries for terms and expressions not found in the dictionaries. In *Question 6. How can I justify an entry or a vote?* and in *APPENDIX I On-line and off-line dictionaries and other resources* below, you will find practical instructions about what to enter as justification for an entry or a vote.

The **commentary field** is an expandable box, where you can enter text, as you will, to cite sources, to provide definitions and explanations, to quote a sample sentence illustrating the use of the expression, or to reply to questions and objections raised by reviewers. (for details about providing justification for entries, see *Question 6. How can I justify an entry or a vote?*). There is virtually no limit to the amount of text you can type into the commentary box. To scroll the text, however, you must use the up and down wedges at the right of the comment box rather than the scroll-wheel of your mouse.

Note that the full text of commentaries is not immediately visible in the comment column of the edit form. However, when you move the cursor into the comment area, a yellow **commentary pop-up** will appear, showing the full text of the commentary

pertaining to the given version. To close this pop-up, click "[close comment](#)" at the bottom of the pop-up.

Often it is helpful to indicate which side of the translation is the more important one for you, thus indicating the **direction of translation**. For example, by beginning your comment with "Deutsch → English" or more simply "DE → EN", you can preclude reviewers from changing your German entry, creating a translation pair which you have not intended.

As will be described below in *Question 6. How can I justify an entry or a vote?* and in *APPENDIX I On-line and off-line dictionaries and other resources*, you should, if possible cite Internet sources by entering their URLs into the commentary box. When this is done for *Google* search results, the URL will automatically be converted into clear-text in the commentary popup and transformed into a hyperlink as soon as one moves the cursor onto it (the linked text appears underlined). The following is an example of such a justifying comment, in this case explaining the entry

- to carry on a ... workload = ein ... Pensum bewältigen:

The example shows the difference between the way the commentary is entered in the edit form and the way it appears in the commentary popup (transformation of URLs into clear text).

COMMENT *as typed into the commentary box*:

DE > EN: wird in beiden Sprachen vorwiegen mit einer adjektivistischen Qualifikation des Objekts "Pensum" bzw. "workload" verwendet, deswegen "..." als Platzhalter.  
 DEUTSCH: <http://www.google.de/search?hl=de&client=opera&rls=de&hs=0Cf&q=%22ein+%2A+Pensum+bew%C3%A4ltigen%22&btnG=Suche&meta=&aq=f&oq=%22ein+%2A+Pensum+bew%C3%A4ltigen%22&sourceid=opera&ie=utf-8&oe=utf-8>  
 ENGL: [http://www.google.de/search?client=opera&rls=de&q=%22carry+on+a\\*+workload%22&sourceid=opera&ie=utf-8&oe=utf-8](http://www.google.de/search?client=opera&rls=de&q=%22carry+on+a*+workload%22&sourceid=opera&ie=utf-8&oe=utf-8)

COMMENT *as it appears in the commentary popup*:

DE > EN: wird in beiden Sprachen vorwiegen mit einer adjektivistischen Qualifikation des Objekts "Pensum" bzw. "workload" verwendet, deswegen "..." als Platzhalter.  
 DEUTSCH: • Google: "ein \* Pensum bewältigen"  
 ENGL: • Google: "carry on a \* workload"

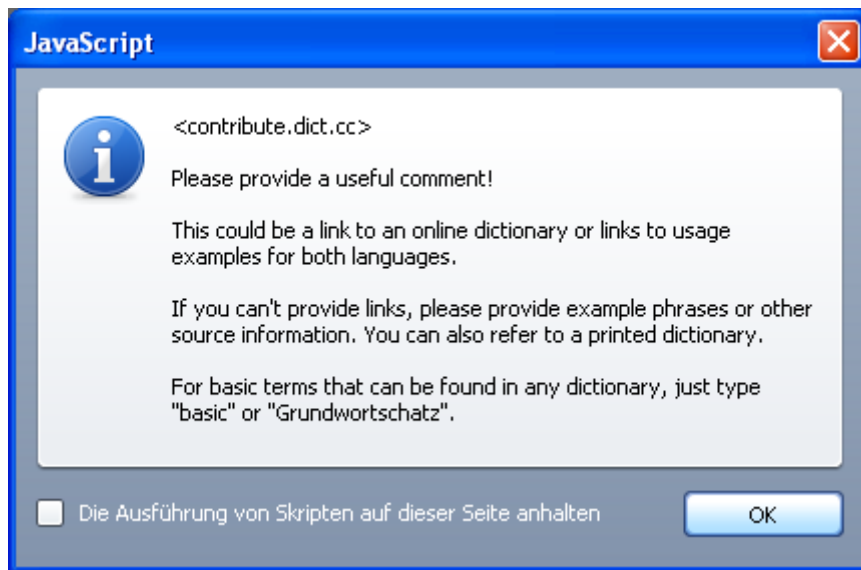
#### 4.5. Submitting your entry

When you have completed your entry and have double-checked your text and commentary for correctness, you can submit your entry by clicking the orange "**submit review**"-button. If your entry is complete, the system will respond with the frame:

INPUT SAVED! Thank you! 					
New entries suggested by users				Results 1 - 5 of 2827 >>	
Date ▾	English	German	by	V.	Your vote ?
17:51	Internet resource	Internet-Quelle {f}	tomaq	0	<input type="button" value="Review"/>
17:50	MedTechn surface phantom	Flächenphantom {n}	Wenz	0	<input type="button" value="Review"/>

in which your entry stands at the top of the list of new entries.

If your entry lacks a comment, you will be called upon to fill in the missing information, e.g.



Besides the lack of a comment, there are two situations in which your entry may be rejected, the so-called “**limited input mode**” or “**Eintragungssperre**” [see <http://forum.dict.cc/?pagenum=10837&hlite=506785&kw=#entry506785> ], of which there are two forms:

- 1) When the total number of unverified entries in a particular language section exceeds 2000, you can only make entries to the extent that you have voted for existing entries within the last 7 days. When this limited mode is activated and an attempt is made to enter a new entry, a notice will be displayed, that the current user can make one new entry for each vote that he has cast, up to a limit of 200 unverified entries.
- 2) When an individual contributor’s total number of unverified entries exceeds 200, additional entries will not be accepted until and to the extent that this number is reduced either by voting or self-delete. This limitation can affect not only newcomers but also contributors with higher voting power. It too is indicated by a corresponding notice.

## 5. How can I review entries?

### 5.1. Voting on new and old entries (Verification)

All users of the dictionary are invited and encouraged to contribute to the **voting process** leading to **verification, change or deletion of entries** made by other contributors. Before doing so, however, you should first familiarize yourself with the rules and conventions described above in *Question 3. What can I contribute?* and *Question 4. How can I make a new entry?* In particular, you must take to heart the mandatory rules laid down in the *Dict.cc Introduction and Guidelines*.

**Learning how to vote accurately** requires time and experience. Your first votes will often be corrected or rejected by more experienced reviewers. Don’t get discouraged! Even the most experienced voters ( voting power 4 or 5) were once beginners like yourself, and even now, they make mistakes or are outvoted by other reviewers, sometimes to their annoyance because though their votes were in fact fully correct. If you are a beginner, it pays to wait until other more experienced reviewers have already entered a vote, before you cast your own vote. In this way, you will learn quickly what to watch out for.

The **verification process** requires that a total of at least 10 voting points come together in favor of a particular version. As a registered contributor, you automatically enjoy a **voting power** of 2 points. When at least 200 of your votes have been archived, you can earn a voting power of 3 points by achieving a **voting accuracy rate** of at least 90%. A voting accuracy rate of 94% by 500 archived votes earns you a voting power of 4 points; a voting



accuracy rate of 98% by 1000 archived votes earns a voting power of 5 points, the highest power possible. The voting accuracy rate is calculated anew every five minutes on the basis of the latest 500 votes archived. Not only votes confirmed by other users but also the so called “**final votes**”, i.e. the deciding vote bringing the count for a particular version up to ten or more, count in your voting score!. A vote rejected in the verification process counts as an “**outvote**” in your voting score and will detract from your voting accuracy rate. To see the basis for the calculation of your voting accuracy rate, call up the most recent 10 pages (50 entries per page) of your “votes archived”-list by clicking the corresponding [LINK](#) on your account page or personal page. Only the green and the red entries count in the calculation, black entries (splits, replacements etc.) do not count.

This point system means that an entry can be verified by as few as two 5-point voters or as many as five 2-point voters, provided they all agree on the same version. If they disagree, the verification process continues until one or the other version accumulates at least 10 points – more if the final voter has changed his previous vote rather than entered a new vote. You can subsequently change your vote from one version to another, but you cannot vote a second time: the attempt to do so will be automatically interpreted as a change of vote. How to change or revoke your vote will be described later under *Section 5.5.1. Changing your vote* or *Section 5.5.2. Revoking a vote or comment*.

Voting requires that you must attend to both form and content. Concentration on the **correct meaning equivalence** of the translation pair easily blinds one to the **formal correctness** of the individual ENGLISH and GERMAN expressions, e.g. correct orthography, proper tagging etc. It is also important to check existing entries to be sure that the new entry is not a **duplicate to another entry**. It is not easy to keep all three points in mind, and even the best reviewers now and then oversee duplicates and spelling or tagging errors. So don't get discouraged!

## 5.2. Four voting rules

The most important rule about voting is. **DON'T VOTE UNLESS YOU ARE SURE! IF YOU ARE NOT SURE, DON'T VOTE OR ENTER YOUR VOTE AS “COMMENT ONLY”!!** If you have doubts about formal correctness, look up the term or check the *Guidelines* and other conventions. Regarding the correctness of meaning, you can vote on the basis of your **instinct and feel for the language**, but be careful!, even native speakers spontaneous responses can deceive them. Be especially wary about **voting on entries outside your own fields of competence**, unless you can give adequate justification for your vote in favor of deletion or change. And above all, pay attention to the justification given by the author and the comments added by other reviewers.

That is the second rule: **DON'T VOTE UNTIL YOU HAVE READ ALL THE COMMENTS!!** Be sure to open each pop-up to see the full commentary: do not be content with reading only what is visible in the edit-form. Not seldom, the author of the entry has written a detailed response to the proposals and arguments submitted by dissenting voters. It can also happen that more than one voter has entered comments to a particular version – this is indicated in the edit-form by a number in bold face at the beginning of the visible comment, but you must open the pop-up to read them. Be sure to read the comments on versions that you do not spontaneously agree with. you may well find your reservations refuted with well founded arguments. If you are in doubt, check out the sources cited by the author or by other reviewers, and if need be search out additional sources to justify your vote. Don't hesitate to explain your reasons for voting in a particular way, when merely citing a source does not suffice.

The third most important rule is laid down in *GL 3*: **IF THE ORIGINAL ENTRY IS CORRECT IN BOTH FORM AND CONTENT, VOTE FOR IT!!** – even if it is not the most usual or the best translation possible. DO NOT suggest changes simply because you have thought of another possibility – NOT EVEN WHEN you think your alternative may be better than the original! Do not vote against an entry simply because you believe an expression is unaesthetic. You are called upon to judge correctness, not style! This rule is often violated by inexperienced users and is a frequent source of annoyance for the original author of an entry.

Instead of suggesting a change to an only slightly better translation, **MAKE YOUR OWN NEW ENTRY FOR YOUR ALTERNATIVE TRANSLATION!** Above all, **DO NOT USE THE SPLITTING FUNCTION TO ENTER ADDITIONAL TRANSLATION PAIRS.**

The corollary of this rule is also laid down in *GL 3*: When other voters have violated the above rule by adding alternatives to a perfectly good translation, **VOTE FOR THE VERSION POSTED FIRST**, UNLESS THE ONLY DIFFERENCE TO THE FIRST VERSION IS A CLARIFYING COMMENT IN SQUARE BRACKETS (this doesn't cause outvotes). If possible, send a message to those who have proposed alternative translations, asking them to make a new entry for their alternative, or make such a new entry yourself.

Only in very rare cases, when in the commentaries a complex discussion has already taken place about the correctness of the original translation. it may be legitimate to propose SPLITTING in order to do justice to this discussion; in that case, you must give very good reasons for your proposal. (The splitting function is described below under *Section 5.4.3. Splitting an entry*).

The fourth most important rule is: **RESPECT THE INTENTION AND COMPETENCE OF THE AUTHOR!!** If the author has indicated in a comment that it is the German expression that he/she intends to translate, do not propose a change on the German side, unless the expression is patently incorrect either formally or in its meaning! If the author's intention is to translate a technical term in one language by a technical term in the other language, do not substitute a popular term for the one or the other. Instead, make a new entry for your alternative translation pair! Take account of the author's expertise! Don't fiddle with entries in fields in which you have no personal competence, unless the original entry is obviously erroneous. Don't be a pedantic schoolmaster making judgments of style with regard to the jargon of a particular field, at least not when the author can substantiate the actual use of an expression, whose style you do not like. If you have serious doubts about such an entry, enter your doubts as comment only, or better, send a message to the author calling attention to what you think might be an error.

If you observe these four voting rules, your votes – even critical ones – will be most appreciated by both the authors and the other reviewers and you will save yourself many a public reprimand or other negative feedback.

### 5.3. Calling up the edit form

To call up the edit page,

- from the list of *entries awaiting verification* [contribute page], click the **Review-Button** on the right side of the line.
- from a list of *entries called up as a result set* of a search for a translation, click the **Pen/Pencil-Symbol Button** on the right side of the line.  
Note: If you don't see such a button, click the triangle next to the loudspeaker button to open up a context menu, then choose "Correct a mistake" or "Korrektur vorschlagen" (depending on your browser's language). The last chosen menu item replaces the loudspeaker button.
- from the list of *your own or someone else's pending votes*, click the **Edit-Button** on the right side of the line.
- from the *History Page*, click the **"back to the edit form"**–[LINK](#), in the blue bar above the display.

### The **WIZARD TUTORIAL** (a simplified form for beginners)

When, as a beginner, you click the button "Contribute" in the orange menu bar, the system will start a tutorial called the **"Review Wizard"**. to show you – step-by-step – how to vote on an entry. The opening page of the Wizard is shown below. In the three white blanks, a sample translation pair is presented, and you are asked to vote, whether or not this translation is correct and useful.

**Review Wizard:** For the full functionality click "New Entries" above or turn this off permanently in your [preferences](#).

Review translation (No. 965102)

### Is this translation correct and useful?

English	What's all this crap? [coll.] <span style="float: right;">idiom</span>
German	Was soll der Scheiß? [ugs.]
Class	[none]
Comment	<ul style="list-style-type: none"> <li>Google: <a href="#">"What's all this crap"</a></li> <li>Google: <a href="#">"Was soll der Scheiß" -kosten</a></li> </ul>
<input type="button" value="YES (100% correct)"/> <input type="button" value="NO (more options)"/> <input type="button" value="Skip »"/> <a href="#">» Guidelines</a>	

Your decision should be based on  
 + these 3 steps!

In this example, the English colloquial expression "What's all this crap?" is translated into German as "Was soll der Scheiß?". This is not a word-for-word translation but a free translation, giving the German expression which is used in similar situations to the English expression. To evaluate this translation, you must ask yourself: *First of all*, is each expression in itself **correctly formulated**? i.e. is each word properly spelled?. is the English expression colloquial, the German "umgangssprachlich"? are the expressions idioms? is it assigned to the proper grammatical word class? (Sentences and complex phrases are not assigned to any word class; for this reason "[none]" stands in the blank for the word class.) *Secondly*, you must ask yourself, whether the two expressions are equivalent in meaning and use, i.e. whether they **correctly and usefully translate** each other. To help you make this decision, a **justification** is offered for the translation in the grey comment area, namely that each expression can be found in Google. The fact that the individual Google search entries are underlined indicates that they function as [LINKS](#) to Google, calling up the corresponding result pages. Once you have made your decision, you can **vote** "YES", i.e. it is 100% correct, or "NO", it is not. In the event that you cannot make up your mind, you can request to skip this entry and move to a different one.

As indicated by the instruction below the form, your decision should be made in **three steps**. When you click the "+"-button, these steps will be displayed:

<b>Step 1</b>	<b>DUPLICATES:</b> Check for similar entries [English] [German] to avoid duplicates.
<b>Step 2</b>	<b>CORRECTNESS:</b> Verify the translation using Google EN+DE and/or one of the following: English: Google — Wikipedia — Wiktionary — Leo — PONS — MerriamWebster ... more + German: Google — Wikipedia — Wiktionary — Leo — PONS — Canoo — Duden ... more + Could not verify both terms? Then don't submit - press "cancel" or "skip"!
<b>Step 3</b>	<b>GUIDELINES:</b> Correct notation, spelling and typing errors if necessary to fit the guidelines.

If you have voted "YES", you will be thanked for your vote. If you have voted "NO", a new instruction will appear, allowing you to **change** the translation to improve it or to **delete** it entirely (or to **skip** it, if you still cannot decide what to do about it).



**Review translation** (No. 965102)

Use the language fields to correct the term (or click "delete") and submit.

English	What's all this crap? [coll.]	+	to	[Br.]	[Am.]	more...
German	Was soll der Scheiß? [ugs.]	+	m	f	n	pl
Class	[none]	C	adj	adv	pp	v
Subject	idiom	List	Cloud			
Internal Comment						

[Submit review](#)
[Skip »](#)
[Delete translation](#)
[Other opinions](#)
[3 steps](#)

The [LINK "Other opinions"](#) will call up suggestions which other contributors have made to improve or delete the entry. If no other opinions are available, clicking this [LINK](#) will have no effect.

**To leave the Wizard**, click "New Entries" in the golden menu bar or, when you have cast at least 100 votes, you can use the option under Preferences on your personal data page to turn off the Wizard function permanently (see *Section 2.1.1. Registration and login*).

The **NORMAL EDIT PAGE** is similar to, but not identical with the entry page.

**dict.cc** Online-Wörterbuch Englisch-Deutsch: Begriff hier eingeben! [Suche](#) [C](#) [ä](#) [ö](#) [ü](#) [ß](#)  
 Deutsch-Englisch-Wörterbuch [Tipps](#) | [FAQ](#) | [Abk.](#) | [Search Plugin](#)

[Home](#) | [About/Extras](#) | [Vokabeltrainer](#) | [Fachgebiete](#) | [Benutzer](#) | [Forum](#) | [Mitmachen!](#)

[Intro](#) | [New Entries](#) | [Re-Opened Entries](#) | [Audio Recordings](#) | [Specials](#) | [Inflections](#) | [Guidelines](#) | [Meine Daten](#)

Verify, correct or delete this translation: (No. 902908) [» History Page](#)

Other opinions ?	English	German	Class	Comments ?
Original + 6 votes <a href="#">[Ben]</a> <a href="#">[Mra]</a> <a href="#">[ddr]</a> <a href="#">[Nic]</a> <a href="#">[han]</a> <a href="#">[wil]</a> <a href="#">[Orr]</a>	to tramp [walk heavily]	trappen	verb	(9) <a href="#">http://www.merriam-webst...</a>
1 vote <a href="#">[ddr]</a>	to tramp [walk heavily]	trappen <a href="#">[selten]</a>	verb	(2) in welcher Landschaft wi...
1 vote	to tramp [walk heavily]	trampeln	verb	oder: "stapfen" Kontext...
8 votes <a href="#">[nou]</a> <a href="#">[Nic]</a> <a href="#">[Mar]</a>	<a href="#">[del]</a>	<a href="#">[del]</a>	[none]	
5 votes <a href="#">[ddr]</a> <a href="#">[Hil]</a>	to tramp [walk heavily]	trappen <a href="#">[veraltet]</a>	verb	(2) Man sollte ein Wort nich...

English	to tramp [walk heavily]	+	to	[Br.]	[Am.]	more...
German	trappen	+	m	f	n	pl
Class	verb	C	adj	adv	pp	more...
Subject		List	Cloud			
Internal Comment						

[Submit review](#)
[Cancel](#)
[Delete translation](#)
[Split translation](#)

☐ Submit as comment only (without voting)  
☒ Check another suggestion by this user - [Skip this one](#)

**Instructions & Tools**

[Instructions](#) | [Tools](#) | [Hide](#)

This translation was posted by [\[U\] wobinichhier](#) [DE-5](#)

Date/Time: 2009-05-19 19:45

[Translation Unverified](#)

Reviewed 9 times

**Statistics for this user**

Input total 4166  
 Input pending 3

**Highlighting of votes**

» [Standard highlighting](#)  
 » [Include deleted words](#)  
 » [No highlighting](#)

» [Show history of this entry](#)

**Step 1** [?](#) **DUPLICATES:** Check for similar entries [English] [German] to avoid duplicates.

**Step 2** [?](#) **CORRECTNESS:** Verify the translation using Google EN+DE and/or one of the following:  
 English: [Google](#) — [Wiktionary](#) — [Leo](#) — [PONS](#) — [MerriamWebster](#) ... [more](#) [B](#)  
 German: [Google](#) — [Wiktionary](#) — [Wiktionary](#) — [Leo](#) — [PONS](#) — [Canoo](#) — [Duden](#) ... [more](#) [B](#)  
 Could not verify both terms? Then don't submit - press the "Cancel"-Button!

**Step 3** [?](#) **GUIDELINES:** Correct notation, spelling and typing errors if necessary to fit the guidelines.

Underneath the blue bar containing the **entry number** and the [LINK to the history page](#), there is a grey **display area** divided into five columns:

- the large *first* column shows the *number of accumulated votes* and the **nicknames of the reviewers** who have already voted or commented on the given version;  
Note that moving the cursor onto the nickname (without clicking!) will call up a small pop-up with the nationality and voting power of the respective reviewer. Clicking the nickname will call up the reviewer's personal page.
- the *second* column shows the respective **ENGLISH expression** with its tags;
- the *third* column shows the respective **GERMAN expression** with its tags;
- the *fourth* column shows the **word class**
- the *fifth* column shows **comments** entered by the author and/or by reviewers.  
When you move the cursor into the comment area, a yellow **commentary pop-up** will appear, showing the full text of the commentary pertaining to the given version. To close this pop-up, click "[close comment](#)" at the bottom of the pop-up.

For each version posed for discussion, there is a separate line displaying this information. The first line shows the **original entry** with its attached commentary. The following lines show **subsequent proposals** in the order of their entry.

Under the rubric "Instructions and **Tools**" to the right of the display area, you will find

- the nickname of *the author* of the original entry together with his voting power [the name can be clicked to call up his/her personal page]
- the date/time when the entry was made
- the current status: verified or waiting for verification.  
Note: if this information is not visible, you must click the [LINK "tools"](#) in the orange bar beneath the column title.

Below this display area, you find the interactive **edit box**, which has the same structure as the entry box, but is now automatically filled in with text: either the *original version* of an entry or, if you have already voted, with *the version you last voted for*. When you click a different version in the upper display area, that version will automatically be loaded into the edit box, where you can then make changes in the text, e.g. correct orthography, brackets, tags etc, or type in a completely different expression. You can likewise add or change the word class in line three, the subject fields in line four and add new commentary or update your previous comment in the comment field. When you cast your vote, it will confirm the currently active version in the edit box. Thus, before you press the submit-button to enter a vote or comment, do a double check to be sure that you have properly called up the chosen version into the box.

Below the edit box, there is a **list of steps to be followed** before submitting your vote. In this list there are interactive [LINKs](#) useful in carrying out the various steps of the verification process. These will be described below in detail in *Section 6.1. Citing sources* and in *APPENDIX I*. Note that these [LINKs](#) refer only to the currently active entries in the lines for the ENGLISH and the GERMAN expressions.

#### 5.4. The verification procedure step by step

##### 5.4.1. Checking for duplicate entries

*Step 1* instructs you first to **check for duplicate entries**. If you find an exact duplicate of the entry in question, you can spare yourself and others further effort by immediately clicking the "delete entry" [LINK](#) in the line next to the submit button (see below under *Section 5.4.4. Delete*). Make sure, however, that the two entries are exactly identical, not only in the expressions they contain, but also in their subject areas. Please give the reason for your delete vote in the commentary field, e.g. "Duplicate"

Checking for duplicates is made easy by two hyperLINKs in the instruction line. When you place the cursor on the underlined words “English” or “German” without clicking them, a **similar entries list** will pop-up showing up to 7 existing entries. If the “**No further entries**”-flag is not clearly visible, there are additional possibilities, which should be called up by clicking the underlined language. Doing so will open a separate new page showing the full search results. In case of doubt, check for duplicates on both the GERMAN and the ENGLISH side.

#### 5.4.2. Checking for formal correctness and proper translation

*Step 2* calls on you to verify the entry by checking first for formal correctness and then for proper translation. **Formal correctness** means proper orthography, correct brackets, correct word class, proper tags. **Proper translation** means clear and equivalent meaning of the two expressions and correct indications of subject fields. If you find errors, please correct them by typing the correct form in the edit box.

As an aid to checking spelling, usage and meaning, a selection of *internet sources* is offered, in which the individual titles function as LINKs to initiate a search in the corresponding database, e.g. Google, Wikipedia, and other dictionaries. Separate lists are provided for each language. At the right end of the line, the LINK “*more ...*” allows you to call up a fuller list of sources, with the possibility of adding up to five sources or your own choosing.- For detailed information on the use of these resources, see *Question 6. How can I justify an entry or a vote?*

#### 5.4.3. Splitting an entry

On the right end of the *Step 4*-line with the orange buttons “submit review” and “cancel”, you will find a “**split translation**”-LINK. When you click this link, the edit form will be replaced by the **splitting box**, with separate columns for simultaneously entering multiple translations on the two sides. This box is equipped with its own “**submit split request**”-button and a “**Back to regular form**”-toggle to recall the normal edit box.

The splitting function is a very useful, but frequently misused feature of the verification process.<sup>26</sup>

- The *primary purpose* of the splitting function is to split **comma-entries**, which (as described above in *Section 4.2.1. One translation at a time! (Separate entry rule)*) combine several translations in a single entry, separating them by commas. Clicking the split function will automatically create separate entries for each of the translations marked by the comma, e.g. the translation pair
    - suitably = angemessen, gehörig, gebührend
 will be split automatically into three separate entries:
    - suitably = angemessen
    - suitably = gehörig
    - suitably = gebührend.
  - The *second legitimate use* is to enter **multiple separate entries** when other reviewers have proposed an equally valid translation as alternative to the valid original. According to GL 3, you should as a rule in such cases vote for the original translation if it is correct, ignoring the subsequently added (correct) translations or, if you feel them useful, make new entries for them. In some cases, however, it may prove more helpful to use the splitting function to propose simultaneously entering all of the correct versions on the table. This is the case, when a complicated discussion has taken place in the commentaries and it is important to keep this discussion together. Before voting for a split, however, you must check to see that no duplicate entries will be created by doing so
- NOTE that when you click the split request button in such cases, only the currently active entry (i.e. the highlighted line) will be called up from the edit box; the other entry you will

<sup>26</sup> Complaints about the abuse of this function were raised in a recent FORUM discussion: <http://forum.dict.cc/?pagenum=10863&hlite=508043&kw=#entry508043>

have to enter manually, together with the necessary tags and complements, including the word class.

**DO NOT USE THE SPLITTING FUNCTION TO PROPOSE YOUR OWN ALTERNATIVE ENTRIES!** Instead, make an entirely new entry for each alternative you would like to contribute. This rule is frequently violated by inexperienced reviewers – much to the irritation of the original author of the entry. However, once such an **illegitimate splitting** has been proposed, you have little choice but to vote for it, if you judge it to be valid.

In splittings of this sort, **NEVER** make a splitting request without explaining your reasons for doing so in the commentary field.

NOTE that **the author** of an entry **CANNOT** request splitting to take account of suggestions made by other reviewers in the course of the verification process. If as the author you would like to suggest a split, you must ask one of the reviewers or some other competent user to make such a request. Alternatively, you can make new entries for the additional versions proposed by reviewers or thought out yourself; in that case, you should call attention to such additional entries by writing an appropriate comment in the commentary field of the original entry.

#### 5.4.4. Delete

The [LINK](#) “[delete translation](#)” next to the splitting link enables you to kill, i.e. **delete**, a duplicate or hopelessly flawed entry proposal. Clicking it will replace the text in lines 1 and 2 of the edit box by the marker “[del.]”. When a delete proposal is verified by at least 10 voting points, the entry will be eliminated from the visible vocabulary, though it remains, together with its voting history, in the memory of the system.

Once the delete proposal has been verified, one can no longer **call up the deleted entry** directly. Only indirectly and under very restricted conditions is this possible, namely, if you yourself have made the entry, you will find it listed among your deleted entries and you can call it up by clicking the entry in that list. Alternatively, if you have noted the entry number, you can use it to find the entry either by typing this number into the corresponding entry box under “Tools” or by typing it into the Dict.cc-URL shown in the corresponding address-box of your browser. If this number is included in the **reference LINK** at the top of a message sent to you by another contributor or by the system, you can also click this link to call up the entry. Whatever method you use, when you do this, you will get a **no-result-page** stating:

There is no translation by this number on dict.cc!

« back | view history »

You can then click the [LINK](#) “[view history](#)” to recall the voting history of the deleted entry. The same page will be called up when you click a deleted entry from an “input archived”-list.

Except for the case of duplicates, **deletion is only a last resort**,<sup>27</sup> when no other solution is possible. Not only elementary courtesy but also the basic intention of the *Dict.cc* to provide as much information as possible to its users make it imperative that you should exercise the greatest caution before you vote for deletion. **NEVER VOTE FOR DELETION WITHOUT GIVING REASONS FOR DOING SO!**

- You should **NEVER** use a delete vote to take revenge on another contributor! Doing so injures not only that contributor, but also does a great disservice to the whole *Dict.cc* community, since it means a loss of valuable information.
- By the same token, **DO NOT** vote for delete when the propose entry contains easily correctable errors or when the author has failed to give adequate justification for it (on the question of what constitutes adequate justification for an entry, see *Sect. 6. How can I justify an entry or a vote?*). Each entry must be judged on its own merits. If the proposed translation is basically plausible, correct it where needed and cite a source yourself. If you cannot do this, leave it to others to do so.

<sup>27</sup> Delete votes are a frequent source of annoyance and have been the subject of several FORUM - discussions, among them [http://forum.dict.cc/?pagenum=10993&set\\_options\[\]=fo\\_notify\\_a:y#entry514983](http://forum.dict.cc/?pagenum=10993&set_options[]=fo_notify_a:y#entry514983)

- DO NOT vote for deletion simply because you feel that there is already a better translation in *Dict.cc*. In a particular context, which may not occur to you at the moment, it may well be that the less-than-perfect translation is in fact the translation to be preferred.
- If you feel that an entry is dead wrong; TRY FIRST TO FIX IT YOURSELF with an improved translation or a disambiguating explanation, instead of voting to delete it: if you cannot do so, either leave it alone or suggest delete as a “comment only” [see below under *Section 5.4.6. Submitting ...*] rather than as a vote, and, in that case, be sure then to give reasons why you feel the entry is irreparably flawed. If you have any doubt, skip the entry and leave it to others to find a better solution.
- DO NOT use delete votes to sweep complicated discussions off the table. Such discussions often include valuable suggestions and explanations which will be lost to the *Dict.cc* community, when the discussion is wiped out by a deletion. In most such cases, it is possible to do justice to all or most of the contributors by suggesting splitting or by making additional entries to take account of their suggestions, when these do not appear pertinent to the line of discussion.

As the author of an entry, you can vote to delete your own entry, if, for instance, you discover in retrospect that it is a duplicate. Such a **self-delete** takes immediate effect and does not require confirmation by other voters. In principle, you can also vote for self-delete when the verification process is taking a direction which is so contrary to your intention that you are unwilling to acknowledge authorship for the prospective outcome. This, however, should be done only as a last resort, since it means that perfectly good suggestions made by other reviewers will be lost. In that case, politeness demands that you should notify the other voters – at least those who have made useful suggestions – in order that they might make new entries for the suggestions they have made

#### 5.4.5. Justifying your proposed vote

If you vote for a version already on the table, you are not required to justify your vote, unless the justification provided by the author of that version or any of the previous voters is inadequate. If, however, you propose a new change, split, or deletion, you should ALWAYS OFFER JUSTIFICATION in the **comment field**: NEVER assume that your proposal is obvious. Such justifying arguments can be very brief, e.g.

- typo                   [a typing error]
- duplicate           [an identical entry already exists]
- GL                   [a rule in the Guidelines has been violated]
- tag                   [a tag is missing or incorrect]
- Am?                  [the English term is probably an Americanism]

Often it suffices to give a source for your proposal (see *Question 6. How can I justify an entry or a vote?*, especially *Section 6.1. Citing sources*). In other cases, it may be necessary to provide a more or less extensive explanation or argument to support your vote. You may wish to direct your comment directly to a particular reviewer by prefacing your comment with an @-address, e.g. “@ban” for a remark addressed to the reviewer named “banana joe”.

#### 5.4.6. Submitting your vote or comment-only

When you have completed steps 1 and 2 of the review process and have written your commentary, you must decide whether you want to **cast a vote** or simply to submit your proposal as a comment. If you do not wish to commit yourself (and thus possibly endanger your voting score if outvoted), it is preferable to submit as **comment-only**.

If you decide only to comment, you must check the “**comment only**”-box below the submit-button [see the screen-shot of the entry form above in *Section 5.3*]. If you have made changes in the edit box or proposed splitting or delete, submitting a comment will create a new version line. If you have made no changes, but only entered commentary justifying or questioning the original or an already proposed version, your commentary will be entered under that version.

Before submitting your vote or comment-only, recheck your proposal and its pertinent commentary for possible mistakes. When you have reassured yourself that everything is in order, cast your vote or comment by clicking the orange **“submit review”-button**. The system responds with a frame displaying not the entry you voted for, but rather the next unverified entry by the author of that entry. Thus a vote cast in favor of the following entry by “romy”:

Home   About/Extras   Vokabeltrainer   Fachgebiete   Benutzer   Forum   <b>Mitmachen!</b>				
Intro   <b>New Entries</b>   Re-Opened Entries   Audio Recordings   Specials   Inflections   Guidelines				Meine Daten
Review translation (No. 926087)				<a href="#">» History Page</a>
Other opinions ?	English	German	Class	Comments ?
Original + 3 votes <b>[Mag]</b> <b>[Lis]</b>	laboratory [chemical analysis]	laborchemisch	adj	(2) <a href="http://www.proz.com/kudo...">http://www.proz.com/kudo...</a>
English	laboratory [chemical analysis]	+	to [Br.] [Am.]	more...
German	laborchemisch	+	m f n pl	more...
Class	adj	C	adj adv pp v	more...
Subject	med.		List Cloud	
Internal Comment				
<b>Step 1</b> <b>DUPLICATES:</b> Check for similar entries [English] [German] to avoid duplicates.				
<b>Step 2</b> <b>CORRECTNESS:</b> Verify the translation using Google EN+DE and/or one of the following: English: Google — Wikipedia — Wiktionary — Leo — PONS — MerriamWebster ... more German: Google — Wikipedia — Wiktionary — Leo — PONS — Canoo — Duden ... more Could not verify both terms? Then don't submit - press "cancel" or "skip"!				
<b>Step 3</b> <b>GUIDELINES:</b> Correct notation, spelling and typing errors if necessary to fit the guidelines.				
<input type="button" value="Submit review"/> <input type="button" value="Cancel"/> <a href="#">Delete translation</a>   <a href="#">Split translation</a>				
<input type="checkbox"/> Submit as comment only (without voting) <input checked="" type="checkbox"/> Check another suggestion by this user - <a href="#">Skip this one</a>				

will call up the following response frame:

<b>VOTE ACCEPTED!</b> Thanks!					<a href="#">« History</a>   <a href="#">Form</a>
Review translation (No. 926282)					<a href="#">» History Page</a>
Other opinions ?	English	German	Class	Comments ?	
Original + 1 vote <b>[zou]</b>	people leverage	Vervielfachung {f} der eigenen Arbeitsleistung durch andere Menschen [MLM]	noun	(3) To: 'Romana' Liebe Roma...	
English	people leverage	+	to [Br.] [Am.]	more...	
German	Vervielfachung {f} der eigenen Arbeitsleistung durch andere Mensc	+	m f n pl	more...	
Class	noun	C	adj adv pp v	more...	
Subject	econ.		List Cloud		
Internal Comment					

As you see, this is not the entry voted on but rather the next unverified entry made by the author of the one voted on. The only reference to the entry voted on is contained in the yellow bar [between the golden menu-bar and the blue entry number bar]. There the **response** is simply: “VOTE ACCEPTED! Thanks!” However, on the right end of this bar, two **LINKs** appear: “[« History](#) | [Form](#) :-)”, which refer to the entry you have just voted on. You can use these links to recall either the history or the current edit form of that entry.



Thus, if you click **history**, the following **history page** will appear:

---

History of this translation: (No. 926087) [« Back to the edit form](#)

---

#### Currently visible

English	German	Class	Subject	Status
laboratory [chemical analysis]	laborchemisch	adj	med.	UNVERIFIED

#### Currently pending votes

Date	English	German	Class	By	Comment
12:37	laboratory [chemical analysis]	laborchemisch	adj	<b>tomaquinaten</b> <a href="#">Revoke</a>	
2010-01-17	laboratory [chemical analysis]	laborchemisch	adj	<b>Magadan</b> (DE-3)	

#### Archived votes

Date	Action	English	German	C	S	By	Comment
2009-10-29	self_update	laboratory [chemical analysis]	laborchemisch	adj		<b>romy</b> (CZ-5)	▪ <a href="http://www.proz.com/k...">http://www.proz.com/k...</a>
2009-09-28	comment_only	laboratory [chemical analysis]	laborchemisch	adj		<b>Lisa4dict</b> (US-2)	we should add a comment ...
2009-09-09	input	laboratory	laborchemisch	adj	med.	<b>romy</b> (CZ-5)	▪ <a href="http://www.proz.com/k...">http://www.proz.com/k...</a>

#### Source of entry

[ U ] User Input

---

The history page READS IN EFFECT FROM THE BOTTOM TO THE TOP, beginning with the **source of the entry**, namely input by a user, then the **initially archived votes**, namely the original input, a comment made a few days later and a self –update Next come the **currently pending votes**, including the vote just cast. Not the Revoke-button next to the name of the latest voter, which allows him to withdraw his vote, eliminating it and any accompanying comments from the voting history, if he develops second thoughts about his vote. The use of this function will be described below in Section.

Or if you click **edit**, the normal review frame will appear:

Review translation (No. 926087) <span style="float: right;">» History Page</span>					
Other opinions ?	English	German	Class	Comments ?	
Original + 8 votes <a href="#">[tom]</a> <a href="#">[Mag]</a> <a href="#">[Lis]</a>	laboratory [chemical analysis]	laborchemisch	adj	(2) <a href="http://www.proz.com/kudo...">http://www.proz.com/kudo...</a>	

English	laboratory [chemical analysis]	+	to	[Br.]	[Am.]	<a href="#">more...</a>
German	laborchemisch	+	m	f	n	pl
Class	adj	C	adj	adv	pp	v
Subject	med.		List	Cloud		
Internal Comment						

<b>Step 1</b>	<b>DUPLICATES:</b> Check for similar entries [English] [German] to avoid duplicates.
<b>Step 2</b>	<b>CORRECTNESS:</b> Verify the translation using Google EN+DE and/or one of the following: English: Google — Wikipedia — Wiktionary — Leo — PONS — MerriamWebster ... <a href="#">more</a> German: Google — Wikipedia — Wiktionary — Leo — PONS — Canoo — Duden ... <a href="#">more</a> Could not verify both terms? Then don't submit - press "cancel" or "skip"!
<b>Step 3</b>	<b>GUIDELINES:</b> Correct notation, spelling and typing errors if necessary to fit the guidelines.

[Delete translation](#) | [Split translation](#)

☐ Submit as comment only (without voting)  
☒ Check another suggestion by this user - [Skip this one](#)

showing the currently visible form of the entry. It is STRONGLY RECOMMENDED THAT YOU MAKE A PRACTICE OF CALLING UP THIS EDIT FORM AFTER YOU HAVE CAST YOUR VOTE, to make sure, for instance, that you have in fact voted for the version you intended to vote for. When several versions are offered, it is easy to click the wrong form, thus casting your vote for something you did not intend to vote for. This also gives you a chance to check once again if all the elements of the entry are correct: see below *Section 5.5 Re-checking and correcting ...*

#### 5.4.7. Automatic call-up of entries for review

A feature which is often irritating for beginners, is the automated request to **review the next entry by the same author**. This is the standard setting in the “**Check another suggestion by this user**”-box at the bottom of the review page [see above in the reproduction of the entry for which a vote would be cast]. If you find this feature irritating, you can cancel it by removing the check from the box.

When this function is activated, as in the case above, submitting a vote or a comment will automatically cause the next entry by the same author to be called up into the edit box. This process will be repeated as often as there are entries by that author in his or her list of pending input. Only when there are no more entries or when you click “cancel” (see below) will this process be stopped and you will be returned to the contributions list.

#### 5.4.8. Abstaining from voting or entering comment

If you have called up an entry for review from the list of new entries, you may decide not to vote or enter commentary on a particular entry. In this case, use the orange “**cancel**”-button to return to the review list. Note: the cancel-button cannot be used to cancel a vote you have already submitted: to do that see *Section 5.5.1. Changing your vote / 5.5.2. Revoking a vote or comment*. If you are working through an automated series of entries by a particular author (see above), you can use the “**skip this one**”-LINK to pass over an entry you do not wish to vote on and to call up the next entry in the series.



### 5.5. Re-checking and correcting the results of a submission

It pays to recheck your votes, especially in the beginning, by recalling the entry you just voted on, before going on to the next entry. You can do this very conveniently by using the [LINKs](#) to the voted on entry described above under *Section 5.4.6. Submitting ....* When you click the “edit”-[LINK](#), the current version of the review form of the entry you voted on will be displayed. There you can check to see if your vote was recorded as you intended it. Frequent voting errors occur through misspelling a correction or clicking the wrong version instead of the one you intended to vote for.

Besides this immediate control, another recommended method is to review your list of votes pending at regular intervals and check the latest votes for correctness. Note that your **votes pending list** shows the version you voted for, not the original version. It can easily happen, for instance, that you have not voted for the version you intended, because you forgot to call that version into the entry box before submitting your vote or because by accident you clicked the wrong version.

#### 5.5.1. Changing your vote

If you subsequently discover an error in the version you voted for or if you decide that another version is better than the one you voted for, you can **change your vote** by calling up the entry again and making the desired changes in the entry box. When you then click the submit-button, your new submission will be handled as a **vote-change**, not as a new vote. Note that you cannot **change a comment-only** in this way. Instead you must revoke it as described below.

#### 5.5.2. Revoking a vote or comment

There are a number of good reasons why you might want to revoke a vote or a commentary, e.g.

- You have second thoughts about the correctness or validity of the version or comment you have voted for, but cannot think of something better at the moment.
- You are threatened with an outvote but cannot decide to vote for the version preferred by other reviewers
- You want to give the author or another reviewer time to react to a message you have sent suggesting a change in the original or warning of an impending outvote.
- You want to remove or correct a comment you have entered in the original version line.

To revoke a vote or comment, you must call up the history page [Use the toggle “History page” on the right side of the blue bar above the grey display area of the edit page]. Below your entered votes or comments on the right side, you will find a white button entitled “revoke”. When you click this button a warning will appear, requesting you to affirm your intention. When you confirm it, the respective vote including commentary will be removed completely from the history. Thus if you would like to withdraw only your vote but preserve the commentary for reentry, you should use copy-and paste to save and then reinsert the text of the commentary displayed in the yellow pop-up.

### 5.6. Re-opening an already verified entry

If you wish to **change or delete an already verified entry**, you can do so simply by clicking the pen/pencil-button on the right side of an entry in a search-result-list. Doing so will automatically call up the currently valid version into the edit box, where you can make the changes desired. It will also place the entry in the **list of existing entries other users suggested for revision**. This list can be called up from the pale orange menu at the top of the contribute page by clicking the **“existing entries”**-[LINK](#).

**Only under one of the following five conditions** is a reopening called for and legitimate:

1. the translation is clearly false;
2. a word is missing or misspelled;
3. a gender-tag is missing or false;
4. a word-class is missing or false;

5. a needed clarification in square brackets is missing or incorrect.  
In any case, the grounds for reopening should be clearly stated in a commentary, and unless the error is patent, should be supported by a verifiable source, e.g. “weiblich laut Duden”. Don’t rely simply on your personal feel for the language.

## 6. How can I justify an entry or a vote?

No strict rules can be laid down about how to go about justifying a translation. In principle, you can justify an entry or a vote by citing sources, giving arguments and explanations, or by providing a sample sentence. Each of these methods are discussed below.

### 6.1. Citing sources<sup>28</sup>

**THE PRIME RULE CONCERNING SOURCES :** NO SOURCE IS INFALLIBLE! Even the best and most authoritative dictionaries can contain misspellings and obsolete or even erroneous translations. In general, the printed dictionaries are better than the on-line versions, and the dictionaries produced by renowned publishers are better than the glossaries produced by other organizations, private persons, or user communities. The mere fact, however, that inaccuracies and errors are found more or less often in a particular source is no reason to reject it out of hand, but only a reason for exercising greater caution in using it.

EACH ENTRY MUST BE JUDGED ON ITS OWN MERITS, not simply on the reputed authority of the source cited! Obviously, preference should be given to the more authoritative source, if one has a choice, but the mere fact that a translation is not found in an authoritative, especially a printed dictionary does not make it wrong: one of the great strong-points of *Dict.cc* is that it contains numerous correct translation pairs that are not contained in these dictionaries, either because the latter do not have the space to list all possible translations of a particular term or because a particular term is too special to be included in a general or even a specialized dictionary.

In **APPENDIX I: ON-LINE AND OFF-LINE DICTIONARIES AND OTHER RESOURCES**, after the *Index of sources by abbreviations*, I have attempted, in a section entitled “**What sources to use when?**” to suggest a strategic order that can be used to consult the various sources depending upon what one is looking for. This is NOT a rule but only a rough suggestion that leaves open all sorts of exceptions and detours or shortcuts. It reflects not so much the authority of the individual sources as their practical utility as being more widely available or richer in their offerings: thus preference is given to Internet over printed sources, although the latter often have greater authority and a higher degree of accuracy.

#### Citing sources in practice:

Sources can be cited by commonly used **nicknames or abbreviations**. With certain dictionaries, this can prove ambiguous, when they exist in abridged and unabridged forms, or when older versions are cited instead of the latest version. If you cite a source familiar only to specialists in a particular field, you should use an abbreviation that is understandable to the non-specialist, even if he or she does not have access to that source.

*Dict.cc* offers a selection of frequently used **hyperlinked sources** for justifying or verifying entries at the top of the *entry form* or the bottom of the *edit form*. Clicking one of these links will automatically initiate a search for either the **ENGLISH** or the **GERMAN** term or expression shown in the edit box. The fullest list of such **LINKS** is that found in the edit form under “Step 2. CORRECTNESS”, but to get the full list, you must click “...mehr” at the end of the abbreviated list visible as a single line; the full lists are:

English: Google — Wikipedia — Wiktionary — Leo — PONS — MerriamWebster — TheFreeDictionary — Wordnet — Chemnitz — Linguadict — Reverso — Google News — Ultralingua — Cambridge — Onelook — Links anpassen

<sup>28</sup> See the FORUM- discussion in [http://forum.dict.cc/?pagenum=10993&set\\_options\[\]=fo\\_notify\\_a:y#entry514983](http://forum.dict.cc/?pagenum=10993&set_options[]=fo_notify_a:y#entry514983)

German: Google — Wikipedia — Wiktionary — Leo — PONS — Canoo — Duden — TheFreeDictionary — Chemnitz — Linguadict — Reverso — Google News — Ultralingua — Leipzig — Onelook — Wissen.de — e-woerterbuch.de — Links anpassen

Note that the [LINK](#) “[Links anpassen](#)” allows you to add up to five sources of your own choice to each list.

**Citing internet sources by their URLs** makes verification much easier for subsequent reviewers. Use copy-and-paste to copy the URL of your source into the commentary field, if necessary, indicating which side of the translation pair it refers to. In the case of the most frequently cited sources like *Google*, *Wikipedia*, etc. The URL will automatically be converted into a clickable clear text hyperlink in the commentary pop-up display. For this reason, you should preferably cite *Google* and *Wikipedia* by inserting the URL of your search into the commentary field; see below!.

For an outline of **suggested strategies for using various sources** to find or verify translations, see the *Section “What sources to use when?”* at the beginning of APPENDIX I.

### 6.1.1. Dictionary sources

Concerning the use of dictionaries and glossaries, see the remarks in *Section 3.6. Good translation*

Dictionaries can be cited by their customary nicknames (see *APPENDIX I*). For greater clarity, it is helpful to indicate the term under which you found the translation pair, e.g.

- OD (Eintrag) [= Oxford-Duden under the term “Eintrag”].

If your source refers only to the English or German term, you can indicate this by prefacing it with an indication of which term is verified by it, e.g.

- ENGL.: Merriam-Webster or EN: Merriam-Webster
- DEUTSCH: Duden Universalwörterbuch or DE: Duden Universalwörterbuch.

There are a large number of online dictionaries, encyclopedias and glossaries available on the Internet (see *APPENDIX I*). For the most important of these **Internet lexica**, *Dict.cc* offers convenient [LINKs](#) on the entry and review pages.

### 6.1.2. Wikipedia

is a very helpful source, though it must be used with caution, since it is not always correct. [LINKs](#) to *Wiki* are provided for both the entry and the edit forms.

When you cite Wiki as a source, you should indicate the language and the exact title of the article you wish to cite. e.g.

- Wikipedia (EN), yule

since the title of the article will not always be identical with the term in the edit box.

Better yet, use copy-and-paste to copy the **Wiki-URL** into the commentary field. When you do this, you need not give the language or title of the article separately, since this information is contained in the URL

- <http://en.wikipedia.org/wiki/Yule>

and will appear, in abbreviated form, as a link in the yellow comment-pop-up, e.g. the above example will show up in the pop-up as

- [Wikipedia\(EN\): Yule.](#)

When Wiki articles exist for the same topic in both GERMAN and ENGLISH, cite the article titles in both versions as evidence for your translation. If the term you wish to justify is not the title of the article but is buried somewhere in the body of the article, e.g. as a definition, you should not only cite the Wiki article, but also copy and paste the appropriate text passage into the comment box, e.g. for “yule-tide”:

- See <http://en.wikipedia.org/wiki/Yule> “Yule or Yule-tide is a winter festival that was initially celebrated by the historical Germanic peoples as a pagan religious festival, though it was later absorbed into, and equated with, the Christian festival of Christmas.”

### 6.1.3. Google

is also a very helpful source, but one which MUST BE USED WITH EXTREME CAUTION, since it often turns up irrelevant or erroneous hits. As noted in *Section 3.2.1 Erroneous usage*, thousands of Google hits are no guarantee that a particular spelling or expression is not simply an error. Google is full of misspellings and inane expressions that do not deserve even the predicates colloquial, professional jargon, or slang. Google entries, no matter how numerous or how serious the texts quoted, are never an authority over against clear indications in authoritative dictionaries. But when the dictionaries fail to provide clear answers, Google may well be the only source left to turn to.

Googling is an art in itself, to be learned by experience. Here, however are some helpful hints relative to its use in justifying *Dict.cc* entries.

**Google-LINKs** in the entry and edit forms can be used with at least four different search strategies::

- **normal, unrestricted searching** for the term of your choice. This is the mode presented by the *language unspecific* "Google" [LINK](#) in the grey area of the entry form called up at the bottom of an unsatisfying *Dict.cc* search...When you click this [LINK](#), the term you searched for will automatically be inserted into the Google search box.  
In the edit form for an already existing entry, separate, *language specific LINKs* are offered for both the ENGLISH and the GERMAN terms, When you click one of these [LINKs](#), the corresponding English or German term will be entered into the Google search box.  
Searches of this type are often unsatisfactory, (1) because they treat words written together or connected by a hyphen as equivalent, (2) because they find words spelled the same in different languages, and (3) because they find texts in which all of the component words of a phrase happen to be found, although they are not semantically linked with each other..
- **restricted searching** for a specific word form or multi-word phrase: This is recommended, when the results of an unrestricted search prove unsatisfactory, e.g. too many irrelevant hits. Such restrictions must, as a rule, be made manually, after you have used the "Google" [LINK](#) to perform a normal search.
- The simplest restriction is to call for **exact matching** by putting your search phrase in quotation marks. Doing so restricts results to only those entries in which the component terms are found together in the order specified.
- Further restrictions can be set by using the Google function "[advanced search](#)" which appears as a hyperlink to the right of the Google entry box. There you can exclude **unwanted terms** or specify a **single language**, e.g. only German language to avoid calling up English homonyms,<sup>29</sup>

Particularly useful is the **geographical restriction** to a **particular country**. With this restriction you can verify, for instance, whether a term is used in Australia, the USA, or the United Kingdom by entering the appropriate restriction from the pull-down list.

<sup>29</sup> For keyboard oriented people who dislike clicking through a hierarchy of links, it is possible to enter these restrictions manually {see Thorsten's contribution to the FORUM thread 488539}:

- to exclude a term or expression, type a minus sign immediately (no blank!!) before the term (or expression in quotation marks) intended to be excluded, e.g. "Merzig" excludes all entries with "Merzig".
- to restrict your search to a single language, type the key-combination "&meta=lr%3Dlang\_" immediately (no blank!!) before the official language abbreviation, e.g. "&meta=lr%3Dlang\_en" for English.
- to restrict your search to a particular country of origin, type the key-combination "&cr=country" immediately (no blank!!) before the standard country abbreviation, e.g. "&cr=countryUK" restricts the search to the United Kingdom.

To avoid having to type such combinations manually, experienced keyboarders will use a macro to insert key combinations of this type. A useful tool for creating such macros for Windows applications is available at the Lifekacker website [<http://lifelacker.com/238306/lifelacker-code-texter-windows> ]

NOTE: If you are using the ENGLISH *Google.com* version, you must, under [http://www.google.com/advanced\\_search?hl=en](http://www.google.com/advanced_search?hl=en), click the link "[Date, usage rights, numeric range, and more](#)" to call up the regional restriction. If you are using the GERMAN *Google.de*, this restriction is immediately visible under "[Erweiterte Suche](#)" [[http://www.google.de/advanced\\_search?hl=de](http://www.google.de/advanced_search?hl=de)]

Among other uses, this is a useful trick to exclude "Denglish" usages, i.e. English words and expressions adopted by German-speakers, often with meanings not found in American or British usage.

Nevertheless, this method is not infallible. In the IT branch, for instance, numerous Indian (e.g. companies in Bangalore) and Chinese sites are redirected to American addresses and contaminate the G-hitlist with "non-native noise" [see <http://forum.dict.cc/?pagenum=10521&hlite=488539&kw=regional%20usage#entry488539>].

- A very useful restriction for finding or verifying terms in **online dictionaries or glossaries** uses the Boolean-operators AND and OR together with the terms "dictionary", "glossary", etc., e.g.:
  - "vehicle registration number" AND dictionary OR glossary
  - "polizeiliches Kennzeichen " AND Wörterbuch OR Glossar OR Lexikon.
- **combined searching for both the ENGLISH and the GERMAN expression** in close proximity within the same document – this is the mode called up by the LINK "Google EN+DE" in the *edit form*. It results in a search in the following form:
  - Google: alignment + Ausrichtung.

NOTE: If you are searching for a multi-word phrase, using this link will do a search for each word individually combined. To verify your phrase, therefore, you must manually set the separate word combinations in quotation marks and repeat the search.
- **phrase searching** with the **asterisk (\*)** placed after the principal search term (with or without a blank before the asterisk) finds terms and expressions in close proximity (up to two intervening words) to the expression thus marked, ignoring texts in which a second search term is immediately adjacent to or widely separated from the primary search term marked with the asterisk. For best results, always put the principal search term or expression in quotation marks. This trick is useful for **finding examples** for the use of a term or expression, e.g.
  - to find **missing objects for verb or adjective phrases** in which the object of a verb or adjective stands in close proximity to the principal search term, e.g.
    - "the poignant"\* → finds "the poignant story", "the poignant moments"
    - "fixate"\* on → finds "fixate one's gaze on ...", "fixate precisely on ..."
  - to find **missing verbs or prepositions for a known object**, e.g.
    - "you can"\* Google → finds "you can search Google", "you can answer Google's ...", "you can search on Google ...", "you can do with Google ...", BUT NOT "you can google" (because nothing intervenes between "you can" and "google").
  - to exclude hits in which a second search term either **immediately follows** or is **widely separated from** the first term, e.g.
    - "search"\* history → finds "search engine history", "search box history" "search family history", "search, natural history" BUT NOT "search history" or "In search of ancient Oregon: a geological and natural history"

NOTE: When looking for phrasal verbs (verbs with complementary prepositional phrases), it is better to **use a finite form of the verb** instead of the infinitive, e.g. instead of looking for

"sich in etw. [Akk.] einarbeiten",

which is the form of the verb as entered in *Dict.cc* but which for a variety of reasons will not satisfactorily google, enter your search as:

"hat sich in \* eingearbeitet".

With this form you will find numerous pertinent hits



### Automatic transformation of Google URLs into clear-text commentary

When you cite a Google hit-list as a source, please insert the **Google URL** into the commentary box using cut-and-paste. – before doing so, however, be sure that the currently visible URL is really the one corresponding to your hit-list. If you have used the backwards or forwards buttons to recall your search, the URL may no longer be the correct one.

In the commentary pop-up, the URL will automatically be translated into **clear-text** and underlined to indicate that it is a **clickable link**. Here are some examples of such automatic transformations:

- Google: registration (simple search)
- Google: "vehicle registration number" (exact matching)
- Google: alignment + Ausrichtung (English / German combination)
- Google: registration –license (exclusion)
- Google (restricted): "sanitary napkin" (restricted to a language or region)  
NOTE: In this case, you must then specify the restriction in your commentary, e.g. "restricted to UK sites".
- Google: "scream" dictionary or glossary (restricted to dictionaries or glossaries)

### Citing Google search results

Please **cite the complete Google hit-list** ONLY if your search yields numerous pertinent hits whose matching is evident at first glance, i.e. within the first page or two. It is often helpful to quote the number of G-hits, but mere numbers are not always reliable, since they may include numerous **irrelevant or even erroneous hits**, for example brand names or company names, phrases in which the terms are separated by a comma or other punctuation mark, statements in which two search terms are contextually unrelated to each other; faulty constructions by non-native speakers

If your Google search finds no such evident results to substantiate your entry, browse the results looking for a possibly pertinent document and then call it up to make sure it substantiates your proposal. Then use copy-and-paste to **cite the URL of that individual document** into the commentary field.

If the expression you are looking for is buried in a **PDF-document**, please give not only the URL but also the page reference. In addition, it is very helpful to copy the pertinent passage, set off in quotation marks, into your commentary.

### Using Google subsets

As already noted, normal Google hits are NOT ALWAYS A RELIABLE GUIDE to correct usage, since the texts they contain may not be produced by qualified persons or may not conform to normal usage. To avoid these problems, you can restrict your search to one of the special **Google subsets** for which hyperlinks are provided at the top of every Google search page: If you have already carried out a Google search in the full web or in one of the subsets, the search term will automatically be loaded into the entry box and a corresponding search initiated.

**Google IMAGES** [no [Dict.cc LINK](#)] is sometimes useful to illustrate an object, the name of which is usually contained in the image caption.

**Google NEWS** [There is a [Dict.cc LINK](#) to *Google News* in the expanded lists of both the ENGLISH and the GERMAN hyperlinked sources; see above under 6.1.] finds the search term exclusively in newspaper articles, which generally are a reliable guide to current usage.

**Google BOOKS** [no [Dict.cc LINK](#); the [Google LINK](#) must be called up by clicking [more](#) at the end of the hyperlink option line.] finds the term in titles and texts of the digitalized books in the *Google BOOKS* database. Where the texts are long enough, one can often find useful definitions and explanations of the meaning of the term as well as examples of its usage.

**Google SCHOLAR** [no [Dict.cc LINK](#); the [Google LINK](#) must be called up by clicking [more](#) at the end of the line and is not available on the search pages of Google Deutschland.] finds terms in scholarly articles and patent documents OR, if one checks the corresponding button, legal

opinions and journals. [more information under <http://scholar.google.com/intl/en/scholar/about.html>].

#### 6.1.4. **OneLook Dictionary search**

is a very helpful tool to check English terms. *OneLook* is a **meta-dictionary**, which, besides presenting its own definitions of English terms, calls up a long list of online authoritative British and American dictionaries and specialized glossaries [116 such sources are listed and described at [http://www.onelook.com/?d=all\\_gen](http://www.onelook.com/?d=all_gen) ], in which the search term can also be found. There are *Dict.cc* **LINKs** to *OneLook* on the edit page.

The individual dictionaries listed in a *OneLook*-display are themselves **hyperlinks** to the respective Internet dictionaries [see *APPENDIX I*], which, when clicked, call up the corresponding dictionary entry. Do not trust the mere listing of dictionary hits. If the *OneLook* display does not itself contain a pertinent definition or if the pertinence of the listed sources is uncertain, call up one or more entries from the list. Note that the individual dictionaries are called up in the same window as the *OneLook* list: so to return to the list, you must use the backwards button of your browser.

You cannot look up **phrases** in *OneLook*. If you attempt to do so, the phrase will be deconstructed into its constituent members. If therefore you wish to look up an English phrase, you must go directly to one of the English dictionaries described in *APPENDIX I*.

If a definition is substantiated by the *OneLook* display as a whole, you should cite the URL for the *OneLook* search; if it is substantiated only by a particular dictionary, you should cite the URL for that dictionary. For the sake of clarity, it is best to append the search term in parentheses and/or to quote the pertinent definition.

#### 6.1.5. **FORUM discussions as justification for an entry**

If your translation has emerged from a **discussion in the FORUM** , you should cite the Forum with thread number and search term, e.g.

- FORUM: 7508 "überschreiten"

For the convenience of other reviewers, copy the URL of the FORUM-thread into your commentary to form an automatic **LINK** to that thread.

#### 6.2. **Definitions and explanations as justification for an entry**

Entering a definition or an explanation is not a substitute for citing a source, since these do not as such substantiate the orthography and actual use of the term in question. They do, however, serve as important supplements to the sources cited and they provide evidence for the equivalence of the two terms and call attention to eventual restrictions on their usage. If your definition is taken from an online source, please cite the URL to enable reviewers to check out the source

#### 6.3. **Sample sentences as justification for an entry**

If you are unable to cite a particular source for your entry – this is often the case with longer expressions or expressions with place holder pronouns that do not google – you can quote a sample sentence from a text you are currently working on or freely composed to make the point. For clarity sake, you may wish to flag the example, e.g.

- BEISP: "Das gemeinsame Leben in ökumenisch verbundenden Partnerschaften und Projekten ist für sie selbstverständlich geworden."

NOTE: this sentence was cited by the author as evidence for a free translation of „selbstverständlich sein“ by “to be the rule, rather than the exception”. when the usual translations like “natural”, “self-evident”, “as a matter of course” etc. were deemed to be inadequate. In the course of the verification process this argument was rejected by the reviewers as being insufficient justification for entering such a translation.

## 7. How can I avoid outvotes?

Everyone makes mistakes now and then. Even the best contributors (the 5-point voters) occasionally find their entries changed or deleted and their votes overruled – much to their chagrin, especially when the reviewers who cast the outvotes lacked familiarity with the jargon of a specialized field or claimed the role of a self-appointed style pundit. So don't get discouraged if this happens to you more frequently as a beginner. Here are some helpful

### HINTS TO AVOID OUTVOTES.

- **Watch out for your weaknesses.**

Each contributor has his own personal weaknesses, for instance a tendency to overlook typing errors or to be so blinded by the meaning of the terms that one fails to notice tag errors. To find out where your own weaknesses lie, you should regularly check out the deleted or changed entries in your list of input archived and the outvotes in your votes archived list. Be grateful for feedback you get from other contributors, even when the formulation is less than polite.

- **Observe the *Guidelines* and other conventions.**

Familiarize yourself with the *Guidelines* and the prevailing conventions described in this manual and take care to follow them. Failing to do so is a frequent source of outvotes.

- **Justify your entries and votes.**

Giving adequate explanation and good reasons for your proposed translation version is the best way to avoid misunderstanding that lead to outvotes.

- **Vote only when you are sure of yourself.**

If you are unsure, but have a suspicion or want to send up a trail balloon, submit a comment only vote.

- **Vote only on translations you are competent to judge.**

Be wary of voting on translations outside your field of expertise or linguistic experience, unless you can give very good reasons for your vote.

- **Double-check your entries and votes before and after submitting them.**

In this way you can catch careless mistakes like voting for the wrong version from a display.

- **Keep tabs on your recent entries and votes.**

When you are online, especially when you are doing a spate of reviews, check your lists of pending entries and votes every few hours to see how they are being received. The trend towards an outvote often surfaces within the first hour or so after being entered. Two useful tricks are:

- Use the “**Only entries reviewed by » other users within the last ... hours/days**”-tool on the input-pending and votes pending pages to call up the entries voted on since your last search.
- Use the **sorting option** on the votes-pending page to sort the list by the number of votes already submitted. You can do this simply by clicking the underlined word “vote” at the head of the column.

- **Keep tabs on re-openings**

A frequent source of annoyance are outvotes incurred when an entry you have voted upon and has been verified in the version you voted for, is subsequently re-opened and then verified in a different version than the one you had voted for. A special option offered on your personal data page (see *Section 2.1.1.*) allows you to request **notification per**



**email** in the case of such re-openings and to request delay of verification until you have had a chance to vote again.

- **Don't be pedantic.**

If you see that the review process is going in a different direction than the one you prefer, don't hesitate to change or revoke your vote and perhaps make a new entry for the version you prefer.

- **Reply courteously to authors and reviewers when you disagree with them.**

A brief comment, either in the form of a public @-response or a private message to the author or reviewer can clear up misunderstandings and call attention to things they should take into consideration.

- **Be sensitive to other users' strengths and weaknesses.**

It is a kind gesture to notify other users of a threatening change or outvote, though obviously one cannot do this all the time. If you do so, give them time to react before you cast a decisive vote.

- **Ask more competent contributors for help regarding a particularly troublesome entry.**

Often it pays to clear up a translation question in the FORUM before making an entry, but, on rare occasions, you can ask a specific contributor for help, though you should not bombard anyone with unnecessary questions that can be settled by consulting the *Guidelines* or a good dictionary.

- **Be considerate of beginner's mistakes..**

If you see a beginner repeatedly making the same mistake, take the time to send him or her a message calling attention to the mistake, but avoid a sarcastic or schoolmasterly tone. If the person shows gratitude for such hints, you might offer to coach them for a while by regularly checking their pending entries or vote lists, informing them of mistakes or threatening outvotes.

## APPENDIX I: ON-LINE AND OFF-LINE DICTIONARIES AND OTHER RESOURCES

It is impossible to give a complete list of all the various dictionaries, glossaries, and other resources that can be used to find or to verify German/English translations. The present list concentrates on **those resources which are offered as hyperlinks in the entry- and edit-forms**: here is the current list:

English: Google — Wikipedia — Wiktionary — Leo — PONS — MerriamWebster — TheFreeDictionary — Wordnet — Chemnitz — Linguadict — Reverso — Google News — Ultralingua — Cambridge — Onelook — Links anpassen

German: Google — Wikipedia — Wiktionary — Leo — PONS — Canoo — Duden — TheFreeDictionary — Chemnitz — Linguadict — Reverso — Google News — Ultralingua — Leipzig — Onelook — Wissen.de — e-woerterbuch.de — Links anpassen

In addition, **other frequently cited sources**, e.g. printed dictionaries, and a sizeable number of Internet sources for which no links are available, will also be described and cited with their URLs, so that they can be personally bookmarked. For the most important payable services, I have attempted to find the latest versions available and to ascertain their approximate costs (using Amazon.de: if you are not in the German language area, use your local Amazon website)- Where possible, I have included information about the extent of coverage of each service. The comments on quality reflect my own experience and preferences as well as feedback from other contributors: thus they are by no means official.

Standard **abbreviations** are highlighted and set in angle-brackets behind the title. Where no standard abbreviation exists, I usually suggest one of my own creation. These, of course are not binding. When a *Dict.cc* link exists, this is indicated by "*Dict.cc* LINK: ....". For on-line sources, a **hyperlink to the homepage or the search-form** is usually included. When a *Wikipedia* article describing the service exists, the corresponding URL is also cited.

N.B: You must be careful when using **sources older than 2006/2007** for GERMAN terms, since such sources do not reflect the now prevailing rules for German orthography.

### INDEX OF RESOURCES (by abbreviations) as described in this Appendix

NOTE: To keep this index within manageable limits, the specialized dictionaries included in *Section 3. SPECIALIZED DICTIONARIES AND GLOSSARIES FOR INDIVIDUAL SUBJECT FIELDS* are not included here.

AllWords	1.3. 2.1.2.
American Heritage (=TheFreeDictionary and Dictionary.com)	2.1.1.3.
Answers.com	1.5. 3.1.
AskOxford (=Concise Oxford)	2.1.1.1.
bab.la	1.2.
BabelFish	1.4.
Babylon	1.4.
Bartelby	2.1.2.
Bartlet's Quotations (see Bartelby)	2.1.2.
BEOLINGUS	1.2.
Bing	1.4.
Britannica Concise (see Answers.com)	1.5.
Cambridge	2.1.1.2
Cambridge-American	2.1.1.3.
Cambridge History [of Engl. and Am. Lit] (see Bartelby)	2.1.2.
Canoo	2.2.2.
Century Dictionary	2.1.1.1.
Chambers	2.1.1.2.

Chemnitz (see BEOLINGUS)	1.2.
Collins	1.1. 2.1.1.2.
Columbia Encyclopedia (see Answers.com)	1.5.
Dictionary.com (=Random House and American Heritage)	1.5 2.1.1.3.
die.net (=WordNet plus others)	2.1.2.
Duden	2.2.1.1.
DudenOxford	1.1.
DWDS	2.2.1.1.
Encarta Dictionary	2.1.1.3.
Encarta Translations	1.1 1.3.
e.woerterbuch.de	1.2. 3.1.
TheFreeDictionary (Farlax) (=American Heritage)	1.3.
TheFreeDictionary (Farlax) / Special dictionaries	1.3. 3.1.
FreeDictionary.org	2.1.2.
Google translate	1.4.
Harvard Classics (:see Bartelby)	2.1.2.
IATE	1.2. 3.1.
Indian Engl. Dict.	2.1.1.4.
Infoplease (see Random House)	2.1.1.3.
Irshionary (Irish)	2.1.1.4.
Korrekturen.de	2.2.2.
KudoZ (see PROZ.com)	1.5.
Langenscheidt	1.1. 3.1
Leipzig	2.2.2.
LEO	1.2.
Lingenio	1.1. 1.4.
LinguaDict	1.2.
Linguee	1.5.
Merriam-Webster Collegiate Dictionary ( > Unabridged)	2.1.1.1. 2.1.1.3.
Merriam-Webster Collegiate Thesaurus	2.1.1.1.
Merriam-Webster Online ( > Collegiate)	2.1.1.3.
Merriam-Webster Open Dictionary	2.1.1.1.
Merriam-Webster Unabridged	2.1.1.1.
MuretSanders (= Langenscheidt)	1.1.
odg	1.2.
OneLook	2.1.1.
OnlinePlainText [= Webster's 1913)	2.1.1.3.
OWID	2.2.2.
Oxford English	2.1.1.2.
OxfordDuden (see also WordReference.com)	1.1. 1.3.
Oxford Shakespeare (see Bartelby)	2.1.2.
Princeton/WordNet (see WordNet)	2.1.2.
PONS	1.1. 1.2.
PROZ.com	1-5.
QuickDic	1.2.
Random House Unabridged (Infoplease and Dictionary.com))	2.1.1.3.
Reference.com	1.5.
Reverso	1.3.
ReversoTranslations	1.4.
Roget's Thesaurus (1922) (see Bartelby)	2.1.2.
Roget's Thesaurus (2009) (see Reference.com)	1.5.
Scots Dictionary	2.1.1.4.
TheFreeDictionary (Farlax) (=American Heritage)	1.3.
Thesaurus.com	1.5.
Ultralingua	1.3.
Websters 1913 and 1828	2.1.1.3.

Webster's College	2.1.1.3.
Webster's Online Dictionary (=WordNet)	1.5.
Wiktionary	1.3.
wissen.de (=Concise Langenscheidt)	2.2.2.
WordNet	2.1.2.
Wordnik	2.1.1.1
WordReference.com (=Pocket OxfordDuden)	1.1. 1.3.
Wordsmyth	2.1.1.3.
WordWeb	2.1.1.1.
wortschatz lexicon (see Leipzig)	2.2.2.
YourDictionary (= Webster's College)	2.1.1.3. 2.1.2

## WHAT SOURCES TO USE WHEN?

It is impossible to give a simple answer to this question. At best it is possible to offer some rules of thumb. The following outline offers a list of possible strategies. Normally, you need not carry out any of them to the last item in the list, since you will often find a satisfactory entry high up in the list. As you get experience, you will learn what steps and what resources you can skip over in good conscience. The individual sources are described in *Sections 1 to 3* of this APPENDIX and are indexed above.

### A. If you HAVE NO IDEA of how to translate a term or phrase,

1. For a start, check **PONS**, then **TheFreeDictionary**, and **Reverso**, both of which rely on *Collins* for their translations. For these three dictionaries, [LINKS](#) are provided in the *Dict.cc* entry and review forms (See Sections 1.1 and 1.3). It is convenient also to check **LEO** and **Chemnitz/BEOLINGUS**, for which [LINKS](#) are also provided there, but as indicated in their descriptions in *Section 1.2*, these glossaries have for the most part already been mined by *Dict.cc* and must in any case be used with caution due to their inadequate vocabulary control. **All of these sources, however, must be used with caution**, in particular *Leo* and *Chemnitz/BEOLINGUS*: if you have reason to suspect an error, try to verify the translation in another source.
2. Check the **Dict.cc FORUM** to see if the term or phrase has been discussed there.
3. If you have one of the large (print or offline) classical bilingual dictionaries like, **OxfordDuden**, **Collins**, **Langenscheidt** (see Sect. 1.1), consult it before going on to other sources.
4. Check the **Babylon** German/English dictionary and if you have the supplementary licenses, the **Babylon/Langenscheidt** dictionaries.
5. Check **Webster's Online** and **Answers.com** described in Section 1.5. The **Reference.com Translator** also described there appears to be based on the **Google Translator**.
6. Check to see if there is a **Wiktionary** entry with a German or English translation (See *Section 1.3*; the number of such entries is growing rapidly). If not, see if there is a **Wikipedia** article with a parallel article in the corresponding language. Though the titles of such articles may not exactly correspond, the text may contain terms which suggest a translation.
7. Beyond that, you can try **other bilingual glossaries and dictionaries** described in *Section 1.2-3*, automatic translators described in *Section 1.4*, but the likelihood of finding useful translations there is relatively small.

### HOWEVER

1. If you are looking for **a phrase**, after checking **PONS**, **TheFreeDictionary** / **Collins** and **Reverso** / **Collins**, go to the **OxfordDuden** (online only in much reduced form as **WordReference**), and **Langenscheidt** (large pay-up version online at **Babylon** or much reduced cost-free form at **Wissen.de**). **Bab.la** may also provide useful suggestions. Often it pays to go directly to **Linguee** or **Proz/KudoZ** to find

translations. If these sources yield no useful translations, you might try one of the better automatic translators like *Babylon* or *Google Translate* to see if they can suggest a translation, though such a suggestion must then be confirmed by other sources. **If your phrase is an idiom** in one or the other language, use the special idiom dictionaries described in Sect. 2.1 and 2.2.

2. If you are looking for a **slang expression**, you will seldom find it in a bilingual dictionary. To get the meaning in standard language, use a monolingual slang dictionary/glossary described in Sect. 2.1 and 2.2. The definition found there can be translated as an explanation in brackets rather than a translation in the strict sense.
3. If you are dealing with a **technical term**, go directly to a technical dictionary or glossary specializing in the subject area to which the term belongs. Some bilingual Internet sources of this type are described under *Section 3.1*. Help for finding monolingual resources is given under *Section 3.2 and 3.3*.
4. If you are dealing with a **dialect term**, go directly to one of the dictionaries or glossaries found under Sect. 2.1.1.4. for English or 2.2.1.2. for German in order to find the corresponding term in the standard language, which can then be translated with the aid of a bilingual dictionary

B. **If you** ALREADY HAVE AN IDEA **about how to translate a word or phrase**, but have not been able to verify it using one of the bilingual sources listed above:

1. Try verifying the correspondence between your two candidate terms or phrases by using a **Google D+E combination**.

IF THIS FAILS,

2. Try to verify the individual components through **separate Google searches** on the English and on the German sides.

**HOWEVER**, because the correspondences found through such Google searches are not always reliable, the individual components should be checked in **monolingual dictionaries** on both the German and the English sides.

**On the ENGLISH side**, (see Section 2.1.)

1. For a quick overview, enter a single term (phrases do not work) in **OneLook**, and check above all the following dictionaries if entries are listed for them: (The entries marked with \* enjoy special authority for American usage.)
  - *Cambridge International*
  - *Encarta*
  - *\*Merriam-Webster Online (=Collegiate)*
  - *Cambridge American*
  - *Infoplease (Random House)*
  - *\*Webster's College* – authoritative for American orthography
  - *Wordsmyth*
  - *Webster's 1828 and 1913* for older American usage
2. Check **additional free-ware sources** not indexed by *OneLook*:
  - *Compact Oxford* or *AskOxford(=Concise Oxford)*
  - *American Heritage* (at *TheFreeDictionary* or *Dictionary.com* mentioned above)
  - *WordNet* ( at *Webster' Online* and *TheFreeDictionary*)
  - *WordWeb*
  - *Wordnik*
  - *Reference.com–Encyclopedia*
  - *Answers.com*
  - *Merriam-Webster Open Dictionary*
3. Check the **pay-ware dictionaries**
  - *Oxford English Dictionary*
  - *\*Merriam-Webster's Collegiate Dictionary*
  - *Merriam-Webster's Unabridged Dictionary*
4. For **example sentences** indicating the use of an English term, check *AllWords* and *Bartelby* if the examples at *WordNet* do not suffice..

5. For **technical terms and expressions**, see Section 3.

**On the GERMAN side,**

1. Check the **Duden Universalwörterbuch** and the **Fremdwörterbuch**, which are available on the Internet only in the paid versions offered by the *Duden-Suche* and under the *Babylon Duden Package* license.
2. Check **DWDS** and **OWID**, especially when you need **example sentences**.
3. For regional usages, check the **dialect dictionaries** described in Section. 2.2.1.2.
4. For **inflections**, consult **Canoo**
5. For **technical terms and expressions**, see Section 3.

## DESCRIPTIONS OF INDIVIDUAL RESOURCES

### 1. BILINGUAL RESOURCES

#### 1.1. Four classical dictionary families<sup>30</sup>

**Duden-Oxford** <OxfordDuden> or <OD> stands for a family of printed or digital dictionaries produced cooperatively by the Dudenredaktion and the Oxford University Press. Because of the authority and comprehensiveness of these dictionaries, they are the preferred resource of many *Dict.cc* contributors.

The most complete and up to date **printed version** is the *Oxford German Dictionary: (2008)* [1792 pp, over 320.000 words and phrases, over 520.000 translations].., costing ca € 26. Its German pendant, essentially identical in content, the *Duden Oxford Großwörterbuch: Englisch* has not yet been published, but is expected soon. Most contributors have only the **2005** edition [1752 pp., over 300,000 entries] – with outdated orthography – on their desktop. Less comprehensive is the *Concise Oxford-Duden German Dictionary (2006)* [1312 pp., over 150,000 words and phrases, and 250,000 translations. Other smaller versions exist as well.

There is a **paid download digital version** of the *Concise Oxford-Duden German Dictionary (2009)*, with some 250,000 entries, which can be purchased for ca € 42 at e.g.

[http://software-portal.faz.net/file.phtml?id\\_file=44528&action=buy](http://software-portal.faz.net/file.phtml?id_file=44528&action=buy)]. Various free trial offers with a life-time of from 7 to 30 days are offered at other Internet sites.. I personally have no experience with this version and have found no information about whether and how it is regularly updated.

**Paid online access** to an *Unabridged Oxford Dictionary – German* is offered by Oxford University Press at <http://www.oup.com/online/subscribe/catalogue/oldo/> for a yearly subscription price of £ 42 (ca € 47) plus taxes. – similar dictionaries are offered at the same price for French, Italian Spanish, Russian and Chinese. These dictionaries are regularly updated and are evidently more extensive than the printed *OxfordDuden*, though exact details are not provided at the OUP site.

On the Internet there exists **cost-free on-line access** to the *Pocket Oxford-Duden German Dictionary* © 2008, with some 100,000 words and phrases with over 200,000 translations, at *WordReference.com* described below under 1.3.

**Pons** <PONS><sup>31</sup> likewise stands for a family of printed and electronic dictionaries, in this case produced by the German Klett Verlag in close cooperation with Collins (UK) – see below *Collins*.

The most complete and up-to-date **printed version** is the *PONS Großwörterbuch English (2008)* [2212 pp., ca 390.000 entries and phrases and more than 540.000 translations ( ca €

<sup>30</sup> For a discussion of the relative merits of the OxfordDuden and Collins Dictionaries, see

<http://german.about.com/od/vocabulary/a/advancedict.htm>

<sup>31</sup> The PONS dictionaries have recently been criticized in a FORUM- discussion [[http://forum.dict.cc/?pagenum=10993&set\\_options\[\]=fo\\_notify\\_a:y#entry514983](http://forum.dict.cc/?pagenum=10993&set_options[]=fo_notify_a:y#entry514983) ], however it is not clear which PONS dictionaries are being criticized.



70). Less complete and comprehensive is the *PONS Wörterbuch Schule und Studium. Englisch. Studienausgabe* (2006, new orth.!) [2631 pp., 315,000 entries and phrases] (ca € 30); the *PONS Kompaktwörterbuch Englisch* (2009) [1953 pp., 135,000 words and phrases] (ca. € 25); and the *PONS Universelles Wörterbuch Englisch* (2007) [1737 pp, ca 130,00 words and phrases] (ca € 15). Other smaller versions exist as well.

In the Internet, there exists a **cost-free on-line version** of the PONS dictionary *Dict.cc LINK PONS* under the title *PONS.eu Sprachenportal* [<http://www.pons.eu/dict/search>], which includes a number of other languages as well. It appears to correspond roughly to the *Großwörterbuch*, with its 390,000 entries; at least this is the version referred to in question 6 of the FAQ at [http://de.pons.eu/open\\_dict/cms/faq/](http://de.pons.eu/open_dict/cms/faq/), and it is continuously being expanded both by the PONS staff and by user input. [To input additional translations, you must register at [http://de.pons.eu/open\\_dict/signup](http://de.pons.eu/open_dict/signup).] However, it should be noted that recently various *Dict.cc* contributors have warned that the PONS dictionaries are less reliable in translating into English than in the opposite direction. This may be a fault of the Collins editors. When citing the *PONS Sprachenportal*, please insert the URL of your search into the commentary box.

Given the comprehensive character of the *Sprachenportal*, the **online pay version** of *PONS Universelles Wörterbuch Englisch* (ca 130,000 words and phrases) offered as a supplementary license at the *Babylon* site is of relatively little interest.

In addition to the *conventional search* for individual words or phrases, the on-line portal offers access to the **Lingenio text translation service** described below under 1.3. [Use the *Dict.cc LINK PONS* to call up the dictionary page then click the "Text translation"-tab to call up the *Lingenio* search page.]. There complex phrases, whole sentences or even paragraphs can be submitted for translation. The results of several texts on my part were not particularly impressive, being in fact poorer than translations produced by *Babylon* and *Google translate* and by no means achieving the quality of the *Pons* dictionaries.

A further useful PONS service is the **visual dictionary** [<http://www.bildwoerterbuch.com/>], where it is possible to look up a particular theme via an image and view a list of words with their translations which are used in describing that theme. This can be helpful, when you are looking for generic or specific concepts pertinent to a theme.,

**Collins** <Collins> stands for a family of printed and digital dictionaries published by Collins (UK) in close cooperation with *Pons* and most recently with *Langenscheidt*. The *Collins* dictionaries are based on "unique multi-million word databases of contemporary language to ensure the user has the most complete and accurate picture of real language today".

The most comprehensive version is a **two-volume print version** under the name *PONS Globalwörterbuch Englisch*, of which *Vol. 1 English - German* (1470 pp., 130.000 English words and phrases), appeared in 1998. The *German - English* volume appears not to have been published.

The most comprehensive **single volume** print version is the *Collins German Unabridged Dictionary*, 7th Edition (2008); [The German version of this edition is no longer published by Klett/PONS but instead by Langenscheidt under the title *Langenscheidt Collins Großwörterbuch Englisch*: (2008); In 2008, PONS brought out its own comprehensive dictionary under the title *PONS Großwörterbuch Englisch*; see above. ] – 2136 pp. over 900,000 words and phrases, which costs ca € 41. There is a shorter version, the *Collins Concise German Dictionary* (2007) [1408 pp. with 190,000 words and phrases and ca 550,000 translations] which sells for € 20.

There is an on-line, **paid digital version** of the *Collins Concise German Dictionary* available on subscription basis for ca € 15.00/year at <http://www.collinslanguage.com/shop/online-german-dictionary-subscription.aspx>, which guarantees regular updating.

For **cost-free** access to digital *e-Collins complete and unabridged* (2003/4), see below under 1.3. *Reverso* and the *Free Dictionary*.].

**Langenscheidt** <Langenscheidt> likewise stands for a large family of printed and digital dictionaries going back to a German-English dictionary published in two volumes by Eduard Muret and Daniel Sanders in 1869, hence the abbreviation <Muret-Sanders> sometimes used to designate the larger Langenscheidt versions. The older Langenscheidt versions of the 70's and 80's have a bad reputation with some *Dict.cc* contributors, who accuse them of translating too freely, often mixing generic and specific meaning. Whether such problems exist with the latest versions, I cannot say. If you are using one of them, you might add the publication date to the abbreviation to achieve better acceptance.

Of the **print versions**, the 4 volume *Langenscheidt Enzyklopädisches Wörterbuch Englisch: Der Große Muret-Sanders (2007-2009)*, with its 222.000 English words and phrases and 340.000 German words and phrases, each in two volumes selling for € 179 each, is far and away the most comprehensive German/English dictionary on the market. However, with its hefty price, this version cannot even be found in most major libraries, much less on the desk of *Dict.cc* contributors. [For a description, see [http://www.langenscheidt.de/katalog/titel\\_encyklopaedisches\\_woerterbuch\\_englisch\\_455\\_2375.html?utm\\_source=%20Der%20W%C3%B6rterbuch%20Verlag%20Nr%2E1%3A%20Langenscheidt&utm\\_medium=cross-selling&utm\\_content=Coverabbildung&utm\\_campaign=Cross-Selling](http://www.langenscheidt.de/katalog/titel_encyklopaedisches_woerterbuch_englisch_455_2375.html?utm_source=%20Der%20W%C3%B6rterbuch%20Verlag%20Nr%2E1%3A%20Langenscheidt&utm_medium=cross-selling&utm_content=Coverabbildung&utm_campaign=Cross-Selling)

More accessible is the two volume *Langenscheidt Muret-Sanders Großwörterbuch Englisch. Vol. 1, Englisch Deutsch (2001)* [over 1300 pp. 170.000 words and phrases, 350.000 translations] and *Vol. 2, Deutsch-Englisch (2004)* [ca 1200 pp., 240.000 words and phrases with over 420.000 translations] (ca € 120 pro volume). This is a completely new reworking of the old *Langenscheidts Großwörterbuch... "Kleine Muret Sanders"* edited by H. Messinger (1982) which has often been cited in *Dict.cc* under the abbreviations <Langenscheidt> or <Muret-Sanders> and is frequently criticized for its inexact translations; so if you use the new version, please cite the new versions as <Langenscheidt Großwörterbuch, E>D (2001)> <Langenscheidt Großwörterbuch, D>E (2004)>. [For a description, see [http://www.langenscheidt.de/katalog/titel\\_langenscheidt\\_muret-sanders\\_grosswoerterbuch\\_englisch\\_453\\_0.html](http://www.langenscheidt.de/katalog/titel_langenscheidt_muret-sanders_grosswoerterbuch_englisch_453_0.html)

There is also a one volume version – comparable to the *OxfordDuden*, *Pons* and *Collins* one volume dictionaries – under the title *Langenscheidt Collins Großwörterbuch Englisch: (2008)* [ca . 350 000 words and phrases and over 530 000 translations] (ca € 50) [For a description, see [http://www.langenscheidt.de/katalog/titel\\_langenscheidt\\_muret-sanders\\_grosswoerterbuch\\_englisch\\_453\\_0.html](http://www.langenscheidt.de/katalog/titel_langenscheidt_muret-sanders_grosswoerterbuch_englisch_453_0.html) ].

There is likewise a one-volume version *Langenscheidt Handwörterbuch Deutsch-Englisch-Deutsch* with some 270,000 words and phrases and over 500,000 translations, which sells for € 55 [for a description, see [http://www.langenscheidt.de/katalog/titel\\_langenscheidt\\_handwoerterbuch\\_englisch\\_4892\\_0.html?utm\\_source=Homepage&utm\\_medium=Inhaltsbox&utm\\_campaign=Handw%C3%B6rterbuch%2BEnglisch](http://www.langenscheidt.de/katalog/titel_langenscheidt_handwoerterbuch_englisch_4892_0.html?utm_source=Homepage&utm_medium=Inhaltsbox&utm_campaign=Handw%C3%B6rterbuch%2BEnglisch) . For the digital versions see below]

Many *Dict.cc* contributors have only one or another of the **abridged Langenscheidt versions** at their disposal, e.g. *Langenscheidts großes Schulwörterbuch* [1 or 2 volume editions with 315,000 entries in all] or *Langenscheidts Taschenwörterbuch Englisch* in 1 volume (both in various editions). Thus when you encounter the abbreviation “<Langenscheidt>” as a justification for a translation, it is generally unclear which version is meant.

There are **paid digital versions on CD-ROM**

of the four volume *Encyclopedisches Wörterbuch* [one CD-ROM for each language delivered with the purchase of the second volume for each language, but not sold separately]

of the two volume *e-Großwörterbuch* [single CD-ROM, with ca 410.000 words and phrases, 770,000 translations], with cost-free actualization via Internet (€ 199 plus € 169 for the download software)



of the one volume *Langenscheidt - Collins e-Großwörterbuch Englisch* [single CD-ROM, with 350,000 words and phrases], with cost-free actualization via Internet (€ 99 plus € 89 for the download software).

...of a one volume *Langenscheidt e-Handwörterbuch Englisch 5.0. CD-ROM für Windows 95,98,2000,XP*, with some 270,000 words and phrases and over 500,000 translations, with cost-free actualization via Internet [€ 76).

#### Online Versions:

... A **paid version** of the *Langenscheidt e-Handwörterbuch Englisch 5.0.* is offered online by *Babylon* for € 68) plus taxes and shipping, for those who already have the basic Babylon license.

A **cost-free online version** of a much reduced *Langenscheidt* (only 45,000 words and phrases) is available at *Wissen.de* described below under 1.3.

**Cost-free** Internet access to an unspecified *Langenscheidt* version is also provided by *Encarta-translate* described below under 1.3.

In addition to these universal dictionaries produced by the *Langenscheidt* publishing house, there are a variety of discipline specific ***Langenscheidts Fachwörterbücher***, e.g., for biology, biotechnology, chemistry, ecology, economics–business–finance electro-technology, European-Union vocabulary, information-technology, mathematics, medicine, music, physics, technology, which individual Dict.cc contributors may have at their disposal. Some of these are available as paid download **e-dictionaries**: for a list, see <http://babla.langenscheidt.de/software.php?pf=windows&what=list&cat=406>. When citing them, please give the specific discipline, e.g. <**Langenscheidt Biologie**>.

Two of these are available **online on a paid subscription basis** at the Babylon site (see Section 1.4.):

***Langenscheidt Fachwörterbuch Technik und angewandte Wissenschaften***, 500,000 terms, for a yearly subscription fee of € 109

***Langenscheidt Fachwörterbuch Wirtschaft, Handel und Finanzen***, 120,000 terms, for a yearly subscription fee of € 50.

#### 1.2. On-line, cost-free glossary-type services, i.e. translations in parallel columns similar to *Dict.cc*.)

Glossaries of this type .. most are **multilingual** – show at a glance all the different translations of the search term – both standing alone and incorporated in phrases – by listing them in the form of **parallel columns**. Usually there are no comments or explanations to disambiguate the search term. Often their translations have been cloned from each other and quality control is inadequate – even when sponsored by prestigious institutions –, thus, by themselves, these services are not always reliable sources of good translations. When using them, please cite the URL of your search result.

**PONS.eu Sprachenportal** <**PONS**> [Dict.cc LINK PONS](#) , described above, is among the most reliable if not the most comprehensive of such services.

**LEO** <**Leo**> [Dict.cc LINK Leo](#) is an on-line free-content multilingual dictionary, similar in structure to *Dict.cc*. It originated in the 90's at the Technische Hochschule in Munich and is now maintained by a separate corporation. [See [http://en.wikipedia.org/wiki/LEO\\_\(website\)](http://en.wikipedia.org/wiki/LEO_(website))] The German/English version [<http://dict.leo.org/>] currently (Dec. 2009) contains almost 590,000 German/English entries (*Dict.cc*, by contrast, contains ca.740,000 entries, many of them, however, taken over from *Leo* in the past.). Because *Leo* grows by user contributions, you can still find in it translations not yet in *Dict.cc*. Beware, however, in the past, *Leo* entries were not subjected to the same rigorous control practiced in *Dict.cc*. and thus they should be used with caution. Now new *Leo* entries can be discussed at length in individual forum discussions, a list of which is offered at the bottom of each search result page. Unlike *Dict.cc*,

however, *Leo* does not clearly mark not yet verified entries in its search results. Thus, before taking over a *Leo* entry, you should check the list of forum discussions to see if a particular entry is still under discussion. In this way, you may discover better translations and useful definitions and explanations

**BEOLINGUS** <Chemnitz> [Dict.cc LINK Chemnitz](#) is a further glossary of the same sort as *Dict.cc* and *Leo*. Produced by the Technische Universität Chemnitz, *BEOLINGUS/Chemnitz* currently lists over 435,000 German/English entries [see the stub article in the German *Wiki* <http://de.wikipedia.org/wiki/Beolingus>]. From the beginning, *Dict.cc* has had an agreement of cooperation with the TU Chemnitz to use its vocabulary. The original stock of the *Dict.cc* vocabulary came from an older Chemnitz wordlist, and since then Chemnitz vocabulary is regularly incorporated via so called “**bulk-entries**” (in portions of 100 at a time). Theoretically, these bulk-entries need only to be checked for formal conformity to *Dict.cc* rules. But in fact, it is often necessary to check the content as well: the English equivalents are not always what a native speaker would use. Because the **latest Chemnitz entries** may not yet have been incorporated into *Dict.cc*, a search in this source may well find translations not yet in *Dict.cc*. For an interesting discussion of the quality of the *Chemnitz* material see *Dict.cc* Forum thread #471263. *BEOLINGUS* researches tend to display more information, e.g. inflections, disambiguations etc, than most similar glossaries

**LinguaDict Deutsch-Englisch** <LinguaDict> [Dict.cc LINK LinguaDict](#), produced by Linguattec language technologies (Munich), a firm specializing in automated translation and speech recognition/production [see <http://en.wikipedia.org/wiki/Linguattec>], is similar to *Dict.cc*. *LEO* and *BEOLINGUS* in presenting German/English word equivalents in table form. It is not clear from the service's homepage [<http://www.linguattec.net/online-services/linguadict/site>], what the basis of this vocabulary is or whether and how it is expanded by user contributions; thus it is difficult to evaluate the quality of the translations. On the whole, its vocabulary appears to be smaller than that of *Dict.cc*., but occasionally you find translations not contained here.

**e-Woerterbuch.de** <e-woerterbuch.de> [Dict.cc LINK e-Woerterbuch.de](#) (on the German line only) [no Wiki article to date] provides glossary like **translations** of terms from the natural sciences and technology, including mathematics and informatics, but also medicine and law. The vocabulary to date is relatively small, ca 45,000 words and phrases. It displays the results of a search in parallel columns without further explanations.

When you do a search, your search term will be recognized as belonging to either English or German and will be entered into the corresponding column as often as equivalents have been found in the matching language. Each equivalent constitutes a [LINK](#), when you click it, the corresponding term will be called up with matching translations on the side of the original search term, without necessarily being fully synonymous. In this way it is possible to disambiguate translations.

A special feature of this database is the series of [LINKs](#) it provides to some 45 German and 30 English **specialized dictionaries**, where you can look up the **definition** of the corresponding term in the respective language.. When the service recognizes the search term as being English or German, it shows only the English or the German list of linked dictionaries. When it does not recognize the search term, because it is not found in its own vocabulary, it offers both the German and the English lists. Each list is structured according to subject fields. Clicking the link creates a new window for the corresponding dictionary and in most cases automatically initiates a search in that dictionary for the term entered in your *e-Woerterbuch.de*-search. To get to the new window, you must then click the corresponding new tab. Unlike, *OneLook*, there is, however, no guarantee, however, that the term you are seeking really exists as an entry in the database call up

**IATE** (*Interactive Terminology for Europe*) [ no LINKs as yet, URL is <http://iate.europa.eu/iatediff/SearchByQueryEdit.do> ], is the inter-institutional, multi-language database of the European Union, combining all the terminological information used by EU agencies and translating services into a single searchable file. [For more information, see <http://en.wikipedia.org/wiki/IATE> ] Thus it is a very useful, tool for finding translations especially of **technical terms** from a long and detailed list of specialized subject fields, so-called “domains”, including the humanities, social sciences, law and economics as well as natural sciences, technology and agriculture..

Before beginning a search, you must specify the search direction with source and target languages (Do not confuse this with the selection of the interface language in the upper right corner of the search page.) If a particular field is not specified when initiating the search, a disambiguating list of all the occurrences of the search term in the original language will be shown in a systematic listing by fields. To get to the translation, you must go to the right end of the line and click [full entry](#); a new window will then open up showing the translations in the target language.

**bab.la** <[bab.la](#)> [OneLook LINK bab.la](#) is a multilingual glossary-type service based on user input. It requires you to specify the desired language combination before initiating your search. For more information, see <http://de.bab.la/woerterbuch/>. This site gives no indication of the size of the German/English vocabulary, which appears to be based on *WordNet* and *Langenscheidt*., but also admits user contributions, which are then subjected to a verification process which is not further described. Some translations can prove quite helpful.

*Bab.la* is particularly useful for **phrase searching**. When you enter a search term, you receive not only a list of direct matching translations but also a long list of “similar concepts”, i.e. phrases containing the search term. Phrase, however, can be searched directly

**EUDict** (European dictionary) <[EUdict](#)> [ no LINKs, URL is <http://www.eudict.com/index.php> ] is a collection of online glossaries for the languages spoken in the European Community and the countries that will become members of European Community. Vocabularies range from a few thousand terms to over 160,000 terms and are growing continuously. The quality of the German/English glossary leaves much to be desired.

**QuickDic** <[QuickDic](#)> [ no LINKs, URL is [http://quickdic.org/index\\_d.html](http://quickdic.org/index_d.html) ] claims to hold some 303,000 terms. There is no information about its lexical base. The search for a term calls up not only the simple term but also all compound terms of which it forms a part, regardless of the terms position at the beginning, middle or end of the compound term. There are no definitions or explanations.

**odg.de** (*Online Dictionary German-English*) <[odg](#)> [ no LINKs, URL is <http://odg.de/> ] is another one of the many *Chemnitz* clones on the Internet. It claims a vocabulary of over 2,100,000 words and phrases.

### 1.3. On-line bilingual dictionary-type services

Looking up a term or phrase in one of these services calls up a more or less detailed dictionary like definitions and descriptions of the term and its use, showing how it should be translated

**Wiktionary** [[http://en.wiktionary.org/wiki/Wiktionary:Main\\_Page](http://en.wiktionary.org/wiki/Wiktionary:Main_Page) ] <[Wiktionary](#)> [Dict.cc LINK Wiktionary](#) , an on-line free-content spin-off of *Wikipedia*, is at present primarily an English language dictionary, but it is rapidly expanding to include other languages, among them German [almost 100,000 entries to date], thus allowing for cross-translation. Like its older sister, *Wikipedia*, its articles are often more detailed than those in printed dictionaries, but they may contain errors. For more information, see <http://en.wikipedia.org/wiki/Wiktionary>.

Tips for use of the [Dict.cc LINKs](#):

- For the *description* of an English or German word, click the [LINK](#) in the corresponding line on the entry or edit form. In the display window which is called up, you will find translations in diverse languages; you must go to the language of your choice. The

translation offered there contains no further comment or explanation, but you can click it to call up the full entry in that language.

- For *automatic translation* of a German or English term, click the [LINK](#) in the line of the target language, e.g. if you want an immediate translation for the German term “drucken”, click the [LINK](#) in the English line and you will immediately call up the description of the English word “print”.

**Reverso** <[Reverso](#)> [Dict.cc LINK Reverso](#) [<http://dictionary.reverso.net/german-english/> : no Wiki article to date] is a further on-line dictionary of this type. It is based on the digital version of *Collins Concise German Dictionary* (see above), but includes user contributions as well, in a separate section called the “collaborative dictionary”. The dictionary type entries include disambiguation. Entries often contain numerous **phrases** together with their translations, thus illustrating the use of the term. On the whole, the vocabulary is smaller than *Dict.cc* and the quality of the user contributions, in contrast to the *Collins* entries is difficult to evaluate. For the **Reverso translation** service, see below under 1.4.

**Encarta-translate** <[Encarta-translate](#)>, no [LINKs](#) ] at [<http://encarta.msn.com/encnet/features/dictionary/DictionaryHome.aspx?lextype=1&langidx=4> provides translations of individual words and simple phrases between English and Spanish, French, German and Italian on the basis of unspecified, probably small *Langenscheidt* bilingual dictionaries.

**TheFreeDictionary ( Farlax)** <[TheFreeDictionary](#)> [ NOT TO BE CONFUSED WITH THE *FreeDictionary.org*!!!; see below under 2.1.2. ] [Dict.cc LINK TheFreeDictionary](#) was originally an online English dictionary and encyclopedia based on the *American Heritage Dictionary of the English Language* (see below under 2.1.), but later expanded to include *Wikipedia*, *Columbia Encyclopedia*, *Hutchinson Encyclopedia* and a whole series of specialized dictionaries.[the current list under <http://www.thefreedictionary.com/sources.htm>]. The primary German entries are based on the *Collins Electronic German Dictionary* (2007), thus guaranteeing high quality: however, hits from *BEOLINGUS/Chemnitz* are also included, so that one must be careful to note the source cited at the bottom of each list. [For more information, see <http://en.wikipedia.org/wiki/TheFreeDictionary.com>]

HOW TO USE: Unfortunately, the *Farlax FreeDictionary* is seldom cited as a source in *Dict.cc*. This is probably due to ignorance about its character and mode of operation. When you click the [FreeDictionary LINK](#), you will not be immediately presented with a translation, instead you will be directed to either the English or the German **meta-dictionary**, where the parallel entries from diverse dictionaries in that language are listed, together with source information, for the word you have looked up. *To get to the translation*, you must scroll down to the section “translation/Übersetzung” and choose your target language from a pull-down list. When you do so, a list of translations in various dictionaries of that language will be called up.

**AllWords.com** <[AllWords](#)> [[OneLook LINK: AllWords](#) ; home: <http://www.allwords.com/> ] is essentially a highly differentiated English dictionary with much less differentiated translations into Dutch, French, German, Italian and Spanish. For more information about its functions as an English dictionary, see below under 2.1.2.

To get the **translations**, you must either use the find-box on the homepage, entering the English term and checking the target language, or, if you have already called up an English entry, for example via the [OneLook LINK](#), you must either use the find box at the bottom of the page or click at the bottom of the results *page* [below the advertisements!!!] or click the [LINK “Full definition of ...”](#) at the bottom of the result-*display*.



**Ultralingua** <Ultralingua> *Dict.cc* LINK Ultralingua is the name of an American company producing and marketing a family of digital bilingual dictionaries for downloading or free on-line use. Like *Reverso* and *FreeDictionary*, it works in cooperation with *Collins*. A description can be found at <http://en.wikipedia.org/wiki/Ultralingua> and <http://www.ultralingua.com/en/about.htm>

Use is simple: clicking the English or German LINK will automatically call up a dictionary-like list of disambiguated translations.

**Wissen.de/Langenscheidt** <Wissen.de/Langenscheidt> [*Dict.cc* LINK Wissen.de in the German list] is essentially a medium-sized German dictionary (45,000 terms and phrases) translating into English, French, Spanish and Turkish. It is useful less for its individual word translations than for its numerous **phrase** translations called up when one enters a single word. It is one of several services offered by the *Wissen.de* Wissensportal sponsored by Bertelsmann. A brief description can be found at <http://de.wikipedia.org/wiki/Wissen.de>.

**WordReference.com** <WordReference—English/German> [no LINKs in *Dict.cc* or *OneLook*] is a multilingual dictionary, which for its German vocabulary accesses the *Pocket Oxford-Duden German Dictionary* © 2008, with some 100,000 words and phrases with over 200,000 translations.. Like all the OxfordDuden dictionaries, it is particularly useful in finding **phrases**. The homepage is <http://www.wordreference.com/>. You must specify the language combination and direction of your search. For a description, see <http://en.wikipedia.org/wiki/WordReference.com>

#### 1.4. Automatic translation services

The Internet offers a variety of free or paid multilingual automatic translation programs [a survey (without evaluation!) of many, but not all of these services can be found at [http://en.wikipedia.org/wiki/Comparison\\_of\\_machine\\_translation\\_applications](http://en.wikipedia.org/wiki/Comparison_of_machine_translation_applications)]<sup>32</sup>. In general, these services have a **poor reputation**, especially when it comes to translating longer **sentences** involving words belonging to diverse semantic fields. Especially in the humanities, their translations are more often ludicrous than helpful. But in all fields, there is no guarantee for semantically or even grammatically correct translations. When it is a matter of **translating individual words or short phrases**, these services, especially *Babylon*, *Bing*, and *Google translate* described below, are more likely to produce useful translations, since they generally make use of very extensive dictionaries either produced by themselves or taken over from other services. In addition, the better ones also make use of textual linguistics and statistical algorithms to contextualize terms. If you find in one of these services what appears to be a useful translation, please try to verify it using either Google searches, esp. *Google News* or *Google Scholar* or one of the other more reliable services and then cite that source rather than the translator.

**Babel Fish** <BabelFish> – cost-free online – [no LINKs, the URL is <http://de.babelfish.yahoo.com/>] was developed by AltaVista and is now a service of Yahoo. In general its translations of phrases and sentences are of poor quality, e.g. when it comes to choice of prepositions and other polysemious terms. By contrast, translations of individual

---

<sup>32</sup> An interesting comparison of the **Systron** -Translator used by Google and Yahoo and the **Reverso** -translator for translations into the French language can be found at <http://blog.veronis.fr/2006/01/translation-systran-or-reverso.html>. Whether the clear advantages of the Reverso system also hold for German as the target language is not discussed. Though better than Systron, the performance of Reverso for translation from German into French is not particularly impressive.

words can at times be very helpful. For more information, see [http://en.wikipedia.org/wiki/Babel\\_Fish\\_\(website\)](http://en.wikipedia.org/wiki/Babel_Fish_(website)).

**Babylon** <Babylon> [Homepage: <http://www.babylon.com/>

.NOTE that the *Babylon.com* website is highly complex and difficult to navigate, until you have become familiar with it. The “homepage” itself is pure advertizing masked as information and gives no hint of the cost-free services or the terms of the pay-ware services. Moreover, it is filled with treacherous links which automatically initiate the “free download”, which in fact is limited to a mere three day trial subscription and is difficult to remove once it has been installed.]

For a brief general account of the Babylon project, see <http://en.wikipedia.org/wiki/Babylon.com> . Because it is difficult to obtain clear information about what *Babylon* really offers, its services will be described here in greater detail than is the case with the other services mentioned in this section.

*Babylon* started in 1995, in Israel, as a free English-Hebrew dictionary which allowed one-click looking up terms without interrupting the reading process: when a word is clicked, a window opens showing the translation. The company, founded in 1997, grew rapidly, extending its coverage to numerous additional languages and attracting millions of users. However, a financial crisis in 2000/2001 forced it to move from a freeware to a pay-ware model. Since then, it continues to offer a rudimentary translation service **cost-free** on the Internet, but aggressively markets its **pay-ware** version, which alone offers the full functionality and supplemental resources of the product.

The aggressive marketing tactics of Babylon.com remind one more of an Internet scam than a serious enterprise. What serves as a homepage [<http://www.babylon.com/> , German users are automatically redirected to <http://deutsch.babylon.com/index.html> , which offers even less information.] is pure advertizing with no clear information about either the services offered or their terms and prices. Only at the bottom of the page in small print is a series of links to further pages, where you can find cost-free information. The most informative of these links is the **sitemap** [<http://www.babylon.com/info/site-map.html> ], where you can call up product descriptions, and, under the section “Support” [<http://www.babylon.com/support/step-by-step.html> ], an extensive “Quick Guide” and a FAQ, **However**, this task bar may not be immediately visible to you, unless the display window of your browser is large enough to include the whole page at a glance. If not, you must scroll to the bottom line to find these links. If you make the mistake of clicking any one of the **green links referring to the “free download”**; you will not be given any further information or even an opportunity to delay the download to a time that better suits you, but instead the download will start immediately. There is no indication that this “free version” is limited to three days only, after which you will be “invited” to subscribe to or to purchase the software package. The three day trial subscription by no means offers enough time to really get to know the service, even if you should take the time to find and read through the extensive “Support” pages with their “quick guides” and FAQ.

If, as I did, you decide to make a further trial by taking out a **monthly subscription** for € 6.80 / \$ 9.70 per month, you will be contacted within a few hours by telephone, urging you to change your order to a **lifetime license** (€ 79 / \$ 118 plus taxes and shipping), preferably together with one or another of the **supplementary premium dictionaries** (at extra cost, of course). It is implied that the monthly subscription alone does not give you full functionality – what is missing you are not told – and that it is really meant not for serious translation work, but only for short term, simple use while traveling in a foreign country. Unless you have already discovered and read the product descriptions, the guidebook and the FAQ, **you will have no real idea of what you are being pushed to buy on the spot** without adequate information. Among other things, you are not told that the so-called “lifetime license” is really only good until the next version appears on the market (on the average every three to four years), then you must pay to upgrade your version. Still older versions often cannot be upgraded; instead you must purchase a new license. Neither are you told clearly how the additional premium dictionaries only supplement the basic Babylon dictionaries included in your license; instead the impression is given that, without the supplements, the service will be of little use to you. A further source of irritation is that prices are quoted without taxes – in Germany this amounts to 19%! – and other costs. Only when you call up the order form do you see the real price you must pay

It is a shame that such a high quality product should be marketed with such shabby tricks. The basic Babylon license is worth its price, at least if you have occasion to work with more than a single language pair or if you are interested in mechanical text or Website translations. Likewise, the supplementary premium dictionaries are worth their price. It is convenient to have one-click access to a broad spectrum of dictionary entries for a search term, instead of having to call them up individually. And, if you use Babylon online rather than offline, you do not need to download all of these dictionaries to your computer, thus saving precious memory space.

The current version, Babylon 8, works with 75 languages, using as **sources for its translations** some 1400 dictionaries which it has either developed itself, acquired from other sources or enabled its users to create. The in-house "*Babylon dictionaries*", together with various freeware dictionaries and glossaries like *Wikipedia* (in a static version), *WordNet* etc., and a large number of user-created special glossaries serve as the basis for both the on-going cost-free version and the basic pay-ware version. The Babylon dictionaries can be quite large: *Babylon German-English* currently has 164,641 entries; *Babylon English-German* has 148,762 entries, and are comparable in quality to the best commercial dictionaries. Occasionally one finds therein genial translations not found in other dictionaries. For a full listing and brief description of these free dictionaries at the Babylon site, see <http://www.babylon.com/free-dictionaries/>.

In addition, Babylon markets for the pay-ware version an assortment of add-on "premium content dictionaries", which must be purchased separately. for the current list, see <http://www.babylon.com/dictionary/>. These are commercially available digital dictionaries produced by renowned publishers like PONS, Langenscheidt, Larousse, Oxford, Duden etc.; often these supplementary dictionaries are offered in packages, which may cost somewhat less than direct purchase from the publisher or bookseller. Examples of such bilingual dictionaries are the *PONS Comprehensive Dictionaries* package for English, German, French, Italian, and Spanish (for ca € 43 plus tax and handling), the *Langenscheidt Handwörterbuch Deutsch – Englisch – Deutsch*, (for € 68 plus tax and handling), the *Langenscheidt Fachwörterbuch Technik* (for € 109 plus tax and handling per year), the *Langenscheidt Fachwörterbuch Wirtschaft* (for € 50 plus tax and handling per year). Examples of monolingual dictionaries are the *Oxford Dictionary* and *Thesaurus* package (for € 49 plus tax and handling) and the *Duden* package (*Universalwörterbuch* plus *Rechtschreibung*, *Fremdwörterbuch* and *Synonymwörterbuch* for € 59 plus tax and handling). The online Babylon access to these commercial dictionaries means that if you use them online without having to download to your computer (thus saving storage space) or having to call them up individually. The disadvantage is that, unlike the original versions, there is no automatic updating of these dictionaries.

In both the freeware and the pay-ware versions, Babylon can be used either as a dictionary or as a translation service. The **dictionary function**, allows you to look up the meaning and the translation of individual words and phrases in the languages you have specified in your configuration of the service. The **translation function** (limited to English, French, Italian, Spanish, Dutch, Portuguese, German, Russian, Chinese, Korean, Turkish, Hebrew, Arabic, Polish, Ukrainian and Farsi) produces state-of-the-art mechanical translations of longer texts, documents, and Web pages (up to ca 300 words at a time).

The **freeware version** for **dictionary searching** is found at <http://dictionary.babylon.com/>, where you can enter your search term in the search box. If you enter an English term, you will be shown a list of English language dictionary definitions. To get the German translation, you must click the corresponding link in the right column. This will call up the entry for your search term in the *Babylon English-German Dictionary*. The free **text translation** function can be called up at <http://translation.babylon.com/>. There you can enter your source text in the left box, then specify the direction of translation. When you click "Translate", the translation will appear after a few moments in the box on the right side. If you wish only to



use the freeware version, be sure that you do not by mistake click one of the download links to the three-day trial of the pay-ware version

The **pay-ware version** installs the Babylon software on your computer. This client software, when activated, displays on your computer screen a small **desktop interface window** for accessing information sources and displaying results. The client works on top of all browsers as well as Windows and Mac applications. When you click on any term in one of these applications, Babylon- instantly displays relevant and concise information – definitions and translations – about the text clicked, identifying words regardless of their inflections. The Babylon software uses sophisticated algorithms for identifying the text clicked on by the user, scanning the surrounding characters and words to determine the context, and displaying only the most relevant results [see <http://www.babylon-enterprise.com/description.html> see also [http://www.babylon-enterprise.com/features\\_benefits.html](http://www.babylon-enterprise.com/features_benefits.html) for a list of specific advantages of Babylon in comparison with other services.

If you are **using Babylon as a dictionary** online to look up the translation of a single word or phrase, the result will be a list of definitions and translations, reproducing the entries of each of the dictionaries and glossaries on the Babylon server. Immediate access is given to the Babylon *in-house dictionaries* included under the basic license, to *freeware dictionaries* like *Wikipedia*, *WordNet* etc., and to the *Babylon community special glossaries* produced by users. Immediate access will also be given to the *pay-ware premium dictionaries* which you have purchased separately. If you are a newcomer to Babylon, you will also be offered conditional access to other premium dictionaries on a seven day trial offer basis; when the trial offer has expired, however, you will get access to these dictionaries only after purchase.

**Using Babylon as automated translator** functions only online and is restricted to only the major European and world languages. A link “full-text translation” at the bottom of the Babylon window opens a new, large window with an entry box at the top and a result box immediately below it. You can type in or paste in the text to be translated. If the system does not automatically recognize the language of the source and of the target, you must specify these via pull-down menus, then click “translate”. Depending on the length of the text to be translated, it may take a while before the translation appears in the result box. A special button “translate document” opens up a window, where it is possible to select a document from your desk top, your work place, or your personal files. When you select a document and open it, the document will immediately be copied into the entry box. You must then click the “translate” button to begin the translation process, which proceeds in packages of ca 300 words. If you wish to translate a website, there is also a special link at the bottom of the Babylon dictionary window that enables you to enter the URL, which you wish to have translated.

The translation process is quick, but the results leave much to be desired. In cases of polysemie, i.e. words with different, unrelated meanings, the choice of a particular meaning to be translated is often false. Prepositions may be overlooked, falsely interpreted, or assigned to a false object. Relative clauses may not be properly related to their referent. On the whole, these mechanical translations are unsuited even as first drafts for a professional translation: too many are the inaccuracies and stylistic faults. It is easier to do intellectual translation direct from the original than to try to polish up a mechanical translation. At best, the mechanical translations can prove useful to gain an impression of the meaning of a text written in a language of which one has little or no command. But the danger in that case, is that one is then unable to recognize and correct the inaccuracies and errors.

**Bing Translator** <Bing> cost-free, online [no LINKS; the URL is <http://www.microsofttranslator.com/>] is a Microsoft product. On the whole it produces somewhat better translations than *Babel Fish*, *Lingio* and *Reverso*. For more information see [http://en.wikipedia.org/wiki/Bing\\_Translator](http://en.wikipedia.org/wiki/Bing_Translator).

**Google translate** <Google translate> cost-free, online [no LINKs; it can be called up from any Google search page by clicking [more](#) at the end of the hyperlink line at the top of the Google page; the URL is [http://www.google.com/translate\\_s](http://www.google.com/translate_s)] – on the whole this service is considerably better than *Babel Fish*, *Lingenio* and *Reverso*, but again it is useful primarily for single word or short phrase translations. When you initiate such a research, you will be shown not only a translation, but also a selection of **parallel texts** in which the respective terms have been used in websites for each language.

**Lingenio Translator** <Lingenio> is produced by a language engineering firm in Heidelberg [Home: <http://www.lingenio.de/English/index.htm> ], which produces not only a digital translator but also a digital dictionary.

The online translator is available cost-free via the [Dict.cc LINK PONS](#) (see above, 1.1. ). When you click the tab “text translation”. The results of a few tests, even with short phrases, fell short of the translations produced by *Babylon*, *Bing* and *Google translate*, but this may not be representative.

**Reference.com–Translator** <Dictionary.com.-translator> see below under 1.5.

Reference.com provides cost-free online translations, probably using the *Google translator*

**Reverso** <Reverso> [Dict.cc LINK Reverso](#), click translation tab [Home:

[http://www.reverso.net/text\\_translation.asp?lang=EN&action=new](http://www.reverso.net/text_translation.asp?lang=EN&action=new) ] offers a translation service for a variety of languages based on French technology, which scores very well for translations into French [see <http://blog.veronis.fr/2006/01/translation-systran-or-reverso.html> ], but the quality of the English/German translations even of short phrases, seems to be poorer in comparison to *Google* or *Babylon*.

### 1.5. Other bi- or multilingual services

**Linguee.de** <Linguee>, [no LINK as yet, the URL is <http://www.linguee.de/PHP/about.php>] is a new and unique German/English translation resource. Instead of listing translations of individual words and phrases in isolation, it uses the method of corpus linguistics to compare in two columns whole sentences taken from parallel text translations, e.g. of EU documents, highlighting the search term one has entered and its equivalent in the corresponding language. In this way, it reflects meaning in context. For more information see <http://de.wikipedia.org/wiki/Linguee>.

Despite the reputation of the texts accessed by *Linguee*, caution should be used before you take them over. Occasionally, the translations are so slavish that they appear to be products of automated translation programs like *Babelfish* or *Babylon*. To evaluate them effectively, you may often need the competence of a (quasi-)native speaker – if in doubt, try contacting a native speaker before you make your entry. Frequently, however, the *Linguee* texts can prove very useful for suggesting possible alternative translations, which should then, if possible, be confirmed by other sources, e.g. by a qualified Google research.

**PROZ.com** <PROZ> or <KudoZ> [no LINK as yet, the URL is <http://www.proz.com/> , more information at <http://en.wikipedia.org/wiki/ProZ.com> ] is an organization of professional translators that maintains a forum where translation help for words phrases and whole sentences can be requested and contributed. The resulting “KudoZ”: terminological database embraces virtually all written languages and dialects, including many dead languages or archaic forms of living languages.

A search [search form at <http://www.proz.com/search/> ] requires you to specify source and target languages, and offers additional options for selecting a generic or specific subject field. It results in a display of glossary entries and/or forum responses.

**Reference.com** [no LINKs as yet, the homepage is <http://www.reference.com/> . For more information see <http://en.wikipedia.org/wiki/Reference.com> ] is a lexical portal offering dictionary, encyclopedia, thesaurus, and translation functions, which are among the most frequently visited sites on the Internet. *Reference.com* reproduces content from external sources. among them other online dictionaries, encyclopedias, as well as conducting term searches on other websites such as Wikipedia and the CIA World Factbook. The individual services are described here under the following names:

- **Dictionary.com** *OneLook LINK: Dictionary.com* Search page located at <http://dictionary.reference.com/?o=100074> ] accesses the *Random House Unabridged Dictionary* (2009) and the *American Heritage Dictionary* (2009), see below under 2.1.1.3. (*Dictionaries of American Usage*). as well as a variety of specialized dictionaries for etymology etc. If no dictionary match is found, for a phrase for instance, a web search will be carried out to find examples of the search terms occurrence.
- **Reference.com—Encyclopedia** at <http://www.reference.com/?o=100074> accesses the *Columbia Electronic Encyclopedia* (2004) and the *Encyclopedia Britannica online* (2008)
- **Thesaurus.com** at <http://thesaurus.reference.com/?o=100074> accesses *Roget's 21st Century Thesaurus* (2009)
- **Reference.com—Translator** at <http://translate.reference.com/?o=100074> provides free translations of individual words, phrases and whole texts up to 2000 characters in over 50 languages. Unfortunately, there is no explanation of the lexical basis for any of the translations, but the caption "powered by Google" suggests that the translations are taken from the Google-Translator described above under 1.4.

**Webster's Online Dictionary with Multilingual Thesaurus Translation** <Webster's Online> [no Dict.cc LINK as yet, the URL is <http://www.websters-online-dictionary.org/> ] claims to be the "earth's largest dictionary with 90 modern and 10 ancestral languages. But it is much more than a dictionary.

For each **English search term** it offers in succession on the lengthy result page:

- **DEFINITIONS of the English entry term** taken from *WordNet* (described below under 2.1.2.) plus specialty definitions from other sources;
- synonyms;
- crosswords (use in phrases);
- **SAMPLES** of usage:
  - examples of contemporary usage in song, theater and film titles;
  - examples of contemporary usage in commercial sources;
  - pictorial representations;
  - familiar quotations;
  - historic quotations;
  - literary quotations;
  - non-fiction example texts;
  - examples of spoken usage (TV moderators etc.)
  - examples from political speeches;
- statistics of usage frequency;
- expressions in which the term appears;
- hyphenated words containing the term;
- frequency statistics per day in Internet searches;

- **TRANSLATIONS** in 90 modern and up to 10 ancient languages, with disambiguation of the equivalent terms in each language through synonymous English terms in parentheses;
- use in matched biblical translations;
- derivations and misspellings;
- rhyming words;
- anagrams for crossword puzzles and Scrabble;
- use of the term in titles of modern literature and art, music etc.;

For each of the **non-English languages**, it offers a dictionary of varying completeness for translations into English [a list can be found at

<http://www.websters-online-dictionary.org/definition/translation-english/>. Clicking a language in the list calls up an alphabetical wordlist for that language; double-clicking a term therein will call up the English equivalent. You can search for an English translation of a non-English term or phrase simply by typing it into the entry box at the top of the page. When the entry is marked as “non-English”, translations will be shown for each language in which the word occurs.

**Answers.com** online dictionary <Answers.com> > [no LINKs; the URL is <http://www.answers.com/>] is a multi-lingual portal, which provides **definitions** and explanations from the *American Heritage Dictionary*, *Britannica Concise*, *Columbia Encyclopedia*, and *Wikipedia*, reproducing the full-length articles. In addition, it shows, for many but not all entries, synonyms and antonyms and **translations** into 16 languages, allowing you to choose a language of preference.

In a separate section entitled “Library”, it provides access to an enormous number of English **specialized topic dictionaries**, which must be searched individually [for a list of these sources by categories, see [http://www.answers.com/main/what\\_content.jsp](http://www.answers.com/main/what_content.jsp)].

## 2. MONOLINGUAL RESOURCES

### 2.1. ENGLISH

#### 2.1.1. Dictionaries

The **OneLook** <One Look> [Dict.cc](#) LINK [Onelook](#) metadictionary database described above (Section 6.1.4.) offers a wide selection of LINKs to the most important on-line English language dictionaries and glossaries. As a rule, *British* dictionaries reflect British usage; *American* dictionaries, American usage; but each usually give American or British variants as well. Whereas British forms are often acceptable alternatives in American English, Americanisms are generally rejected in British English.

Because *OneLook* does not support searching for **phrases**, it is useful to bookmark the URLs of the more important British and American dictionaries for direct searching.

Of the dictionaries described below, most are accessed by *OneLook-LINKs*, some by *Dict.cc* LINKs.

##### 2.1.1.1. Dictionaries of world-wide English

The **Oxford English Dictionary** <OED> [for a description see <http://www.oed.com/about/>] ranks as the most authoritative source of world-wide English. In 20 volumes it gives not only definitions and pronunciation but also the history and examples of usage for over 500,000 words; it has been updated with additional volumes in 1993 and 1997 and further updates are in the making. The updated Version 4 can be purchased as a comprehensive CD-ROM for an unlisted price [see <http://www.oed.com/services/cd-rom/>]. **Online access** is available on

a **prepaid subscription** basis for individuals at a rate of ca € 310 + VAT / year (weekly, monthly and other options available).

The **Concise Oxford English Dictionary** <Concise Oxford>, containing under some 78,000 headwords more than 240,000 words, phrases and meanings, is offered in a package together with the *Concise Oxford Thesaurus*, containing over 17,000 headwords with more than 365,000 synonyms covering everyday vocabulary as well as more unusual and specialist words, with clear labeling of informal, dialect, literary, and technical items, at the *Babylon* site for € 49.

The **Compact Oxford English Dictionary** (2009) <AskOxford>, 145,000 words, is offered **free online** at the *AskOxford.com* site [<http://www.askoxford.com/?view=uk>; no *Dict.cc* LINK as yet]]

The **Merriam-Webster unabridged** [for a description, see ] is likewise a universal English dictionary, with some 470,000 entries, thus surpassing by far the free version on the Internet with its 108,000 entries. **Online access** to the *Unabridged* is available on a **prepaid subscription** basis at a rate of ca € 22 / year, with a 14 day free trial offer at <http://unabridged.merriam-webster.com/noauth/mwlogin.php?return=/> The subscription includes access to the **Collegiate Dictionary** (225,000 entries), *Collegiate Thesaurus* (340,000 entries) and *Collegiate Encyclopedia* as well as to a *Medical Dictionary* (59,000 entries), an Atlas, plus a French/English and a Spanish/English dictionary.

Supplementing the unabridged, the free, online **Merriam-Webster Open Dictionary** [<http://www3.merriam-webster.com/opendictionary/>] allows users can contribute new words or new meanings; consequently, its entries must be used with utmost caution, since they may be quite idiosyncratic. It must be searched separately.

**WordWeb Online** <WordWeb> [no LINKs as yet] WordWeb is an international dictionary and word finder with more than 300 000 possible lookup words and phrases. WordWeb fully covers American, British, Australian, Canadian and Asian English spellings and words. It is updated regularly, and has no annoying adverts. If a word isn't found the search feature automatically searches other dictionaries and an encyclopedia, and shows you anything it finds. The database indexes over a million different entries. You can also cross-reference to definitions on other sites. For more information, see <http://en.wikipedia.org/wiki/WordWeb> , [Home: <http://www.wordwebonline.com/> ]

**Wordnik**: <Wordnik> [no LINKs as yet; Home (with search box): <http://www.wordnik.com/> ]. Launched in 2009 by a team of leading lexicographers [see <http://www.wordnik.com/team> ], *Wordnik* aims “to show you as much information as possible, as fast as we can find it, for every word in English, and to give you a place where you can make your own opinions about words known.” Such information includes not only **definitions, but also examples, related words, images, statistics, audio pronunciations, and user comments**. Its examples are drawn from some 4 billion (!) words from digitalized texts and its definitions are drawn initially from the *American Heritage Dictionary*, the *Century Dictionary*, and *WordNet*, as well as *Webster's 1913*. Users are invited to enter words of their own creation. There is no editorial censorship: thus one will often find numerous examples for what dictionaries reject as “**false**” use of a term. This is deliberate: *Wordnik* is intended to reflect how words are actually being used, even when there is disagreement about the appropriateness. Though the present vocabulary is still small, it is growing rapidly and will probably count one day as the leading authority for English usage. Already it is particularly useful for finding examples of usage, as well as related words. For more information, see <http://en.wikipedia.org/wiki/Wordnik> and <http://www.wordnik.com/faq> .

**The Century Dictionary** [no LINKs as yet; Home (with search box): <http://global-language.com/CENTURY/> ], although extremely dated (1899-1897 with supplements in 1911 and 1927). still ranks as one of the worlds largest (ca. 500,000 entries) and most exemplary dictionaries. At the above address, it is offered in image form, with options for full-text



searching for individual words or browsing the scanned pages. It is one of the sources of *Wordnik*. For more information see [http://en.wikipedia.org/wiki/Century\\_Dictionary](http://en.wikipedia.org/wiki/Century_Dictionary).

### 2.1.1.2. Dictionaries of British English

In addition to the **Oxford dictionaries** described above, the following dictionaries are useful sources for British usage:

**Cambridge Advanced Learners Dictionary** (2002), 66,408 words [[OneLook LINK: Cambridge International Dictionary of English](#) / [Dict.cc LINK: Cambridge](#)]

[Home: <http://dictionary.cambridge.org/>]

**Chambers 21st Century Dictionary** (2008), ??? words, is for many the authoritative and most comprehensive source for British English, old and new, with particularly clear and often witty definitions and explanations. [no [LINKs](#) as yet]

[Home: <http://www.chambersharrap.co.uk/chambers/features/chref/chref.py/main>

**e-Collins English Dictionary –complete and unabridged** (2003/4) 225,000 words [[Dict.cc LINKs TheFreeDictionary](#) and [Reverso](#)]

[Home: [http://www.thefreedictionary.com/\\_/misc/HarperCollinsProducts.aspx?English](http://www.thefreedictionary.com/_/misc/HarperCollinsProducts.aspx?English)

**2.1.1.3. Dictionaries of American English**, which generally list British usage as well. A brief historical review of the history of American dictionary-making can be found at [http://en.wikipedia.org/wiki/Webster's\\_Dictionary](http://en.wikipedia.org/wiki/Webster's_Dictionary). Two of these dictionaries enjoy special authority for American usage, the *Merriam-Webster Online Dictionary* among scholars and the *Webster's New World College Dictionary* among journalists. They are marked with red asterisks in the list.

**The American Heritage Dictionary** of the English Language (2009), 200,000 words, which are carefully tagged according to their usage [[Dict.cc LINKs TheFreeDictionary](#) and [Dictionary.com](#)]

[Home: <http://www.houghtonmifflinbooks.com/catalog/titledetail.cfm?titleNumber=H25107>]

Search via *TheFreeDictionary* (*Farlex*) under <http://www.thefreedictionary.com/>.

Search via *Dictionary.com* under <http://dictionary.reference.com/?o=100074>

**Cambridge Dictionary of American English** (2008), 60,000 [[OneLook LINK: Cambridge Dictionary of American English](#)]

[Home: <http://www.cambridge.org/elt/cdae2/> and

<http://dictionary.cambridge.org/results.asp?dict=A&searchword=renewal>]

**Encarta® World English Dictionary, North American Edition** (2003), 107,301 words [[OneLook LINK Encarta World English Dictionary](#)]

[Home: <http://encarta.msn.com/encnet/features/dictionary/DictionaryHome.aspx>

**\*Merriam-Webster's Online Dictionary**, [2008], 107,545 words [[OneLook LINK: Merriam-Webster's Online Dictionary](#) / [Dict.cc LINK: MerriamWebster](#)].

It is in effect a reduced version of the **Merriam-Webster's Collegiate Dictionary** [not to be confused with the *New World College Dictionary* described below!], 225,000 entries, which is recognized by the *Chicago Manual of Style*, the standard manual for scholarly publications, as the authoritative source for American usage.

[Home: <http://www.merriam-webster.com/>

The full online *Collegiate Dictionary* is available as part of the *Unabridged* subscription described above, or can be bought on the *Babylon* site.

**Random House Unabridged Dictionary** (1997/2008/9), 127,110 words [[OneLook LINK: Infoplease Dictionary](#) (2008 version) and [OneLook LINK: Dictionary.com](#) (2009 version)]

[*Infoplease Dictionary*: <http://dictionary.infoplease.com/>. This link automatically opens the dictionary. If, during a search, you land in the spelling-checker or thesaurus, you must open the pull-down menu next to the search-term box on the result page and click "Dictionary"

(*Dictionary.com* : <http://dictionary.reference.com/?o=100074>. This link automatically opens the dictionary.

\***Webster's New World College Dictionary**, 4th Ed. (2008), 80,134 words,. [ [OneLook LINK: Webster's New World College Dictionary](#) ]

This dictionary is recognized by the *Associated Press Manual of Style*, the standard manual for journalistic publications, as the authoritative source of American usage.

[Home: <http://www.yourdictionary.com/websters/> ]

**The Wordsmyth English Dictionary-Thesaurus** (2001), 47,719 words [ [OneLook LINK: The Wordsmyth English Dictionary](#) ]

[Home: <http://www.wordsmyth.net/live/home.php>]

For older American usage, **Webster's Unabridged Dictionary (1828)** and **Webster's Revised Unabridged Dictionary (1913)** 109,562 words are still authoritative. For their history see [http://en.wikipedia.org/wiki/Webster's\\_Dictionary](http://en.wikipedia.org/wiki/Webster's_Dictionary) ]. [ [OneLook](#) has [LINKs](#) to three different versions: *Webster's 1828 Dictionary* and *Webster's Revised and Unabridged (1913)* plus *Online Plain Text English Dictionary* for the 1913 version; this last version, however, is outdated by the ARTFL version, which presents at a glance the entries of both versions, see : <http://machaut.uchicago.edu/?resource=Webster%27s> ].

#### 2.1.1.4. Other regional Languages

(Indian English)

**Indian English Dictionary** [no [LINKs](#)]

[Home: <http://www.amritt.com/IndianEnglish.html> ]

(Irish English)

**Irshionary** [no [LINKs](#)]

[Home: <http://www.irishionary.com/> ]

(**Scots** English) **Dictionary of the Scots Language** [no [LINKs](#)]

[Home: <http://www.dsl.ac.uk/dsl/index.html> ]

#### 2.1.2. Other services

**WordNet 3.0** <[WordNet](#)> <[Princeton/WordNet](#)> [ [OneLook LINK: WordNet Vocabulary Helper / Dict.cc LINK: WordNet](#) ], developed by the Cognitive Science Laboratory at Princeton University.. is more than a normal English dictionary. It is a lexical database, in which nouns, verbs, adjectives and adverbs are grouped into sets of cognitive synonyms (synsets), each expressing a distinct concept. Synsets are interlinked by means of conceptual-semantic and lexical relations and are thus particularly useful in disambiguating words and finding synonyms and related words. For more information, see the project's homepage [<http://wordnet.princeton.edu/>] and <http://en.wikipedia.org/wiki/WordNet>.

Navigating the resulting network of meaningfully related words and concepts with the **WordNet-browser** is complicated, because you are not immediately directed to a particular synset, but instead are first presented with a list of possible meanings, from which you must select the meaning of your choice by clicking the hyperlinked term it contains. Then you can use the [LINK "S"](#) to call up individual terms in the set, including generic terms, specialized terms, related terms and frequently correlated terms, or click the term itself to be directed to another set. This browser, however, is annoyingly slow and the need to click through one link after the other is tedious to say the least.

The [OneLook](#) and [Dict.cc LINKs](#) to the *Vocabulary Helper* [[OneLook LINK: WordNet Vocabulary Helper / Dict.cc LINK: WordNet](#) ] are quicker and more helpful, since they immediately direct you to a concise version of the synset, giving disambiguating **definitions** and listing synonyms and related terms, but omitting the example sentences shown in the browser version. More complete versions including **examples** are accessed via *Webster's Online Dictionary* [<http://www.websters-online-dictionary.org/> ] described above under 1.5. and *FreeDictionary.org* [<http://www.freedomictionary.org/> ] described below under 2.1.2.



**Bartleby.com.** *Great Books Online* <Bartelby> [no LINKs; the URL is <http://www.bartleby.com/>] is a very useful source for finding **examples of English word and phrase usage** in the 70 volume anthology of English literature, *The Harvard Classics & Shelf of Fiction* <Harvard Classics>; the 18 volume *Cambridge History of English and American Literature* <Cambridge History>; the *Complete Works of William Shakespeare* (Oxford, 1914) <Oxford Shakespeare> and diverse other anthologies of poetry, essays and speeches. Particularly useful for finding **quotations** is the standard work *Bartlett's Quotations* (1919) <Bartlett's Quotations>. and for finding **synonyms and antonyms**, the classic *Roget's International Thesaurus of English Words and Phrases* (1922) <Roget's Thesaurus>, which also includes quotations and proverbs. Searches can be restricted to a single source or to a whole class like fiction or non-fiction. Results are displayed as highlighted terms in whole sentences.

**AllWords.com** <AllWords> [OneLook LINK: AllWords home: <http://www.allwords.com/>] is essentially a highly differentiated English dictionary with much less differentiated translations into Dutch, French, German, Italian and Spanish. Its great virtue lies in the highly **differentiated disambiguation of usage** – definitions and explanations, including distinctions between countable and non-countable nouns – and **example sentences**: to see the full list, you must click the magnifying-glass icon at the bottom of the results display. The translations, by contrast, are primitive and undifferentiated. The find-box allows you to search for the character-string not only in matching words, but also in words beginning with, ending with, or containing it.

**die.net** online dictionary <die.net> [no LINKs; the URL is <http://dictionary.die.net/>] calls up the definitions from *WordNet* and *Webster's 1913*. as well as from a selection of technical dictionaries like *FOLDOC (Free Online Dictionary of Computing (2003))*. On the whole, it is not particularly helpful except for **terms in one of the technical dictionaries**; unfortunately, however, there is no list of such dictionaries on the website, so that it is not possible to anticipate whether a search here promises useful results.

**Thesaurus.com** see *Reference.com* under 1.5.

**YourDictionary.com** <YourDictionary> [home: <http://www.yourdictionary.com/>] is a meta-dictionary portal for English language reference works. Its definitions are taken from **Webster's New World College Dictionary** described above under *Section 2.1.1.3*. In addition, it gives online access to a variety of **special dictionaries**, e.g. for computer terminology, finance & investment, hacker terminology, telecom, and law, and from the *American Heritage* dictionaries of business terms and medicine, which are described below in *Section 3*.]

**Free Dictionary.org** <Free Dictionary> [NOT TO BE CONFUSED WITH "The Free Dictionary" by Farlax!!!] [ home: <http://www.freedictionary.org/>] provides carefully disambiguated definitions from *WordNet* and out of date definitions from *Webster 1913*.

## 2.2. GERMAN

### 2.2.1. Dictionaries

#### 2.2.1.1. Standardsprache

**Duden** stands for a family of German dictionaries and other reference works, of which the most important for *Dict.cc* are the *Duden - Deutsches Universalwörterbuch* (2006) [2016 pp.; ca 150.000 words and phrases and more than 500.000 examples], the *Duden 01. Die deutsche Rechtschreibung*. (2009) [1216 pp.; 135,000 words] and *Duden - Das große Fremdwörterbuch* (2007) [1548 pp; 85,000 words], all of which come in book form with accompanying CD-ROMs.

All of these, plus 7 other Duden dictionaries, are indexed in a digital database under the name **Duden-Suche**, [*Dict.cc LINK:Duden*], the cost-free version of which shows only the first 12 words of the *Universalwörterbuch* entry – usually not enough to show even the first of several meanings! To get access to the full entry as well as to the entries in the *Rechtschreibung* and *Fremdwörterbuch*, you must take out a **paid subscription** at € 7.95/month, a hefty sum if you do not use the service regularly. The *Babylon* site offers the *Universalwörterbuch* together with the *Rechtschreibung*, *Fremdwörterbuch* and *Synonymwörterbuch* as a supplementary package for € 59.

**DWDS: Das Digitale Wörterbuch der deutschen Sprache des 20. Jh.** <DWDS> [*Dict.cc LINK:via Canoo*] is produced by the Berlin-Brandenburgische Akademie der Wissenschaften and includes, in addition to detailed definitions, synonyms, generic terms and specialized terms], related and frequently correlated terms as well as example sentences from a text corpus. For more information see <http://www.dwds.de/> and <http://de.wikipedia.org/wiki/DWDS>.

## 2.2.1.2. Regionalsprachen

**Alemannisch-Süddeutsches Wikipedia** <Alemann/Südd.Wiki> [home: <http://als.wikipedia.org/wiki/Houptsyte>] is not a dictionary as such, it does not translate individual words or expressions. One can, however, use the search function to find a dialect word not only as the title of an article, but also within the corpus of the articles. Note that the homepage of this Wiki comes in four versions: Schwyzerdütsch, Badisch, Elsässisch and Schwäbisch. Schwyzerdütsch is the default version that opens automatically: to call up one of the other versions, you must click the corresponding tab. Articles, however, may be written in any of the four regional dialects, in most cases without any indication of what dialect is being used [Where given, the dialect is named in a box at the upper right corner of the article corpus]. Hence it is usually not possible, without knowing the orthography and vocabulary of the different dialects, to identify which dialect the term belongs to.

**Alemannisch Lexikon (Südbaden)** <Alemannisch.Lexikon> [Home: <http://www.badische-seiten.de/alemannisch/>] In the search box you can enter either a High German or an Alemannisch term. The alphabetical list displays only High German terms.

**Alemannisch Wörterbuch "Schriftdeutsch – Alemannisch" (Südbaden)** <AlemannischWB> [Home: [http://www.hausen-im-wiesental.de/kultur\\_bildung/olschowka/wöbu\\_schrd\\_alem\\_start.htm](http://www.hausen-im-wiesental.de/kultur_bildung/olschowka/wöbu_schrd_alem_start.htm)] provides alphabetical lists of High German terms with their Allemanisch equivalents.

**Badisch/Alemannisches Wörterbuch** <Badisch/AlemannischesWB> [Home: <http://www.freiburg-schwarzwald.de/alemannisch/badisch-deutsch.htm>] contains at the moment only a few entries, translating from High German into Badisch-Alemannisch.

**Bayrisches Wörterbuch** <BayrischesWB> [home: <http://www.bayrisches-woerterbuch.de/>] translates Bavarian words and phrases into High German. See also *Boarisch.Wiki*.

**Berliner Wörterbuch** <BerlinerWB> [home: <http://www.berlin-1a.de/71.0,a-l,index.0.html>] lists Berliner terms alphabetically with their High German equivalents. No separate search function.

**Boarische Wikipedia** <Boarisch.Wiki> [home: <http://bar.wikipedia.org/wiki/Hauptseitin>] is similar to the *Alemann/Südd Wiki* described above. It encompasses five dialects:

Nordboarisch (Oberpfalz, parts of Ober- and Mittelfranken, northern Oberbayern and the Vogtland in Sachsen), Westmittlboarisch (Nieder- and Oberbayern, southern Oberpfalz), Ostmittlboarisch (Nieder and Oberösterreich, Wien), Sidmittlboarisch (Tiroler Unterland, Salzburg, Obersteiermark and Burgenland), Sidboarisch. (Tirol, Südtirol, Kärnten, parts of the Steiermark), Articles generally specify the dialect in which they are written. For the Austrian dialects see also *ÖsterreichischesWB* below.

**Fränkisch-Wörterbuch** <FränkischWB> [home: <http://www.franken-wiki.de/index.php/Kategorie:Fränkisch-Wörterbuch>] translates Middle Frankish (Nürnberg) into High German.

**Kölsch Wörterbuch** <KölschWB> [home: <http://www.koelsch-woerterbuch.de/>] provides alphabetical list of clickable Koelsch terms, calling up their High German equivalents. Direct search via find-box is also possible.

**Moselfränkisches Wörterbuch** <Moselfränk.WB> [home: <http://moselfranken.npage.de>]

**Nedersaksische Wikipedia** <Niedersächs.Wiki> [Home: <http://nds-nl.wikipedia.org/wiki/Veurblad>]. reflects the Plattdeutsch spoken in the northeastern Netherlands and in Niedersachsen. There is no distinction of sub-dialects. The number of articles is only a third of that offered in the comprehensive *Plattdeutsch.Wiki*. Can be used like the *Alemann/Südd.Wiki*.

**Ostarrichi.org Österreichisches Wörterbuch Online** <ÖsterreichischesWB> [home: [http://german.about.com/gi/dynamic/offsite.htm?zi=1/XJ/Ya&sdn=german&cdn=education&tm=65&f=00&tt=14&bt=0&bts=0&zu=http%3A/www.ostarrichi.org/dictionary\\_search\\_page.html](http://german.about.com/gi/dynamic/offsite.htm?zi=1/XJ/Ya&sdn=german&cdn=education&tm=65&f=00&tt=14&bt=0&bts=0&zu=http%3A/www.ostarrichi.org/dictionary_search_page.html)] translates Austrian German into High German..

**Pfälzische Wörterbuch** <PfälzischesWB> [home: <http://www.palatina-rhenania.de/Woerterb/INHALT.HTM>] übersetzt Pfälzisch ins Hochdeutsch.

**Plattdüütsch-Wikipedia** <Plattd.Wiki> [home: <http://nds.wikipedia.org/wiki/Wikipedia:Hööftsiet>] covers the whole North German language area from the Eastern Netherlands to Pommern and Northern Brandenburg, without distinguishing sub dialects. It can be used like the other regional Wikis.

**Plattdeutsches Wörterbuch Online** <PlattdeutschesWB> [home: <http://www.deutsch-plattdeutsch.de/wsuchen.php>] translates High German into Plattdüütsch. Searching is possible only with High German terms.

**Plattdeutsches Wörterbuch (Schleswig-Holstein)** <PlattdeutschesWB (Schl.-Holst.)> [home: [http://www.plattdeutsches-woerterbuch.de/pages/plattdeutsches\\_woerterbuch.html](http://www.plattdeutsches-woerterbuch.de/pages/plattdeutsches_woerterbuch.html)] contains almost 25,000 entries and translates from Platt into High German via search box.

**Plattdeutsch – Deutsch Wörterbuch (Hamburg)** <Plattd.-Deutsch (Hamburg)> [home: <http://www.hamburger-schnacker.de/pb.htm>] translates Hamburger Platt into High German via alphabetical lists, with search in page function.

**Rheinisches Wörterbuch** <Rheinfränkisch> [Home: <http://germazope.uni-trier.de/Projects/WBB/woerterbuecher/rhwb/wbgui?lemid=RA00001>] comprehensive dictionary with High German translations, accessed via alphabetical lists or search box.

**Ripoarisch Platt Wikkipedia** <Rhein-Platt.Wiki> [home: <http://ksh.wikipedia.org/wiki/Wikipedia:Houpsigk>] covers the southwestern Platt speaking areas along the Rhine and its tributaries, with Koelsch as focal point, but sub dialects are not distinguished. It can be used like the other regional Wikis.

**Ruhrpottlexikon** <Ruhrpottlexikon> [home: <http://www.unmoralische.de/ruhrgebiet/ruhrgebiet.htm>] translates Ruhrpott-Deutsch into High German.

**Saarländisches Wörterbuch** <SaarländischesWB> [home <http://www.druckerei-von-der-eltz.de/Thomas/woerterbuch.htm#wörterbuch>] übersetzt vom Saarländisch ins Hochdeutsch.

**Sächsisches Wörterbuch** <SächsischesWB> [home: <http://www.sachsenwelt.de/sachsen/mundart/woerterbuch-a.html>] übersetzt Sächsisch ins Hochdeutsch via alphabetical wordlists: no search function.

**Schwäbisches Online-Lexikon** <SchwäbischesLexikon> [home: [http://www.petermangold.de/schwaebisch\\_woerterbuch.htm](http://www.petermangold.de/schwaebisch_woerterbuch.htm)] übersetzt Wörter und Redewendungen ins Hochdeutsch.

**Schweizerdeutsches Wörterbuch Online** <SchweizerdeutschesWB> [home: <http://www.dialektwoerter.ch/ch/a.html>] übersetzt Wörter ins Hochdeutsch

### 2.2.2. Other services

**CanooNet** <Canoo> [[Dict.cc](http://dict.cc) LINK: [Wissen.de](http://www.wissen.de)] is primarily a linguistic portal providing access to other services, among them *DWDS*, *LEO*, *PONS* and the *FreeDictionary* described above. Though it offers no definitions of its own, it does provide lists of synonyms, generic terms and specialized terms. In addition, a hyperlink “word forms” calls up complete **inflection tables**, and a hyperlink “word formation” calls up diagrams for component parts of the search term and for other terms derived from it. For more information see [http://www.canoo.net/index\\_en.html](http://www.canoo.net/index_en.html), where you can call up descriptions of dictionaries, word grammar (including inflections), word formation, and sentence grammar. See also <http://de.wikipedia.org/wiki/CanooNet>.

**korrekturen.de** <Korrekturen.de> [[http://www.korrekturen.de/beliebte\\_fehler.shtml](http://www.korrekturen.de/beliebte_fehler.shtml)] offers a long list of frequent spelling errors and word confusions in German usage with accompanying explanations.

**OWID** (Online-Wortschatz-Informationssystem Deutsch) <OWID> maintained by the Institut für Deutsche Sprache (Mannheim) is a cost-free Internet lexicographic portal for the German language using scientific, text-corpus- lexicography und lexicology. [homepage: <http://www.owid.de/owid/index.html>; see also <http://de.wikipedia.org/wiki/OWID>].

At present OWID offers four dictionaries under one and the same search modus [for a description, see <http://www.owid.de/owid/suche.html>], collected in a “Gesamtstichwortliste”, which can be called up letter for letter via an alphabet button bar at the top of any results page and which is displayed contextually in a column on the left of every result page: Note that the rather inconspicuous **search-box** is located in the upper right corner of OWID pages, just under the logo. For more specific searching, there is a special button “erweiterte Suche” at the right end of the second menu bar.

The four dictionaries are:

- **elexiko** (over 300,000 entries and continuously growing), offering information primarily about correct spelling and syllable division. Often, however, additional information about current meaning and usage is included. Increasingly, the articles are expanded to include sample texts automatically culled from diverse sources, with statistics about word frequency. For more information, see <http://www.owid.de/elexiko/index.html>.
- **neologism dictionary**, describing new words and new meanings for old words which have entered the German language since the beginning of the 1990's. In addition to orthography and pronunciation, it explains the origin of the term. The list of neologisms already incorporated into the comprehensive vocabulary can be called up under [http://www.owid.de/pls/db/p4\\_module.woerterbuch](http://www.owid.de/pls/db/p4_module.woerterbuch). Words treated as neologisms appear in the comprehensive vocabulary are printed in blue.
- **phrasal dictionary**, showing frequent word combinations discovered by empirical text-corpus analysis. This section is still in a rudimentary test stage, containing 100 phrases including the adjectives “blind”, “geistig”, “gesund”, “normal”, and “sanft” [for more information see <http://www.owid.de/Wortverbindungen/index.html>]. The corresponding entries are printed in red in the comprehensive vocabulary list.

- **discourse dictionary 1945-1955**, listing 85 major and over 200 subordinate keywords culled from school texts which appeared in the period from 1945 to 1955, thus documenting lexical shifts engendered by the process of coming to terms with the Nazi period and its aftermath. Words treated by this project are printed in green in the comprehensive vocabulary list: their origin and usage is described in detail. For a description of this project, see <http://www.owid.de/Diskurs1945-55/index.html>.

.All of this data is collected and processed by the Institute; it is not taken over from existing digital or retro-digitalized dictionaries. New material is being constantly added, so that with the passage of time, these dictionaries will be an increasingly important and reliable source of lexical information about the German language.

**wissen.de /Wahrig** <[Wissen.de/Wahrig](http://www.wissen.de/Wahrig)> [[Dict.cc LINK:Wissen.de](http://dict.cc)] is essentially a spelling dictionary offered on the Bertelsmann *wissen.de Wissensportal*. It accesses *WAHRIG Rechtschreibung* and the *BERTELSMANN Wörterbuch*.

**wortschatz lexicon** <[Leipzig](http://www.wortschatz.uni-leipzig.de)> [[Dict.cc LINK:Leipzig](http://dict.cc)], produced by the University of Leipzig is a lexical database, rather like *WordNet*. Instead of offering definitions, it uses the method of corpus linguistics to create semantic maps of German terms showing their relationships to other terms, e.g. synonyms, meaning groups, correlative terms. etc. based on exemplary texts derived for the most part from newspapers.

### 3. SPECIALIZED DICTIONARIES AND GLOSSARIES FOR INDIVIDUAL FIELDS

There is an enormous number of specialized dictionaries and glossaries on the Internet, some of them bilingual, others monolingual. Here are some **aids to finding such resources**; for the most part they provide only [LINKs](#) to the corresponding home or search pages.

**Allictionaries** at <http://alldictionaries.com/> finds dictionaries for 90 languages and 34 subject fields.

**Alpha Dictionary Language Directory** at <http://www.alphadictionary.com/langdir.html> finds free online dictionaries in over 300 languages and is regularly updated.

**Alpha Dictionary / Specialty Dictionaries** at <http://www.alphadictionary.com/specialty.html> finds free online dictionaries in some 150 specialty genres or subject fields and is regularly updated.

**ATS Sprachendienst: Lexikon Glossar Wörterbuch der Fachbegriffe:** at <http://www.ats-group.net/glossar-lexikon.html> finds mono- and multilingual glossaries and dictionaries out of an alphabetical list of several hundred subject fields ranging from the highly specialized to the comprehensive. German sources are most frequently indexed.

**FI-DB: Fachinformations-Datenbanken** (Hochschule Augsburg) at <http://www.hs-augsburg.de/informatik/projekte/mebib/fidb/lexika.html> lists online encyclopedias, universal dictionaries and glossaries, and specialized dictionaries and glossaries grouped into some 34 subject fields and subfields.

**finde-finde.de** at <http://www.finde-finde.de/nachschlagen/woerterbuecher-fachspezifische-lexika.htm> finds mono- and bilingual sources grouped in some 36 subject areas.

**lexicool.com** : *Directory of online bilingual and multilingual dictionaries* at <http://www.lexicool.com/> finds some 7000 free online sources grouped in some 21 subject areas.



### 3.1. BILINGUAL

#### Multi-field glossaries

**e-Wörterbuch.de**, bilingual, specializing in natural sciences and technology, including mathematics and informatics, but also medicine and law. For more information see *Section 1.2*.

**IATE** (*Interactive Terminology for Europe*). multilingual. Its special fields include natural sciences and technology, but also agriculture, social sciences, law, and economics. For more information see *Section 1.2*.

**Langenscheidt** offers specialized German/English dictionaries for a wide variety of fields: biology, biotechnology, chemistry, ecology, economics–business–finance electro-technology, European-Union vocabulary, information-technology, mathematics, medicine, music, physics, technology, some of which are available as download e-dictionaries. Babylon offers online access on a yearly subscription basis to two of the dictionaries for business – economics – finance and for technology and applied sciences, see below:.

#### Abbreviations and acronyms

NOTE: at <http://www.glossarist.com/glossaries/reference/acronyms.asp> one finds a list of some 225 general and special glossaries of abbreviations and acronyms.

*Acronym Finder* at <http://www.acronymfinder.com/>, with over 750,000 entries claims to be the world's largest and most comprehensive dictionary of acronyms, abbreviations, and initialisms.

*Akronyme und Abkürzungen / Acronyms and Abbreviations* (FU Berlin) at <http://www.chemie.fu-berlin.de/cgi-bin/acronym> resolves German as well as English acronyms and abbreviations, including chemical terminology.

#### Business, economics, finance

*Langenscheidt Fachwörterbuch Wirtschaft, Handel und Finanzen* [pay-ware at the Babylon site] bilingual. For more information see *Section 1.1. Langenscheidt*.

#### First Names

*About.cam : Translation of First Names and Titles* at <http://german.about.com/gi/o.htm?zi=1/XJ/Ya&zTi=1&sdn=german&cdn=education&tm=15862&f=11&tt=14&bt=1&bts=1&zu=http%3A/www8.informatik.uni-erlangen.de/html/www/engl/entr/trans.html> translates English first names and titles into German and vice versa.

#### Idioms, phrases

*Phrasen.com* translates phrases and idioms from German to English and English to German, at <http://www.phrasen.com/>

#### Technology and applied sciences

*Endres-Hauser Technical Dictionary*. a free online PDF file, which can be browsed but not searched. It specializes in measurement technology and automation.

*Langenscheidt Fachwörterbuch Technik und angewandte Wissenschaften*, bilingual [pay-ware at the Babylon site] For more informations see *Section 1.1. Langenscheidt*.

### 3.2. ENGLISH

#### Multiple field glossaries

**Answers.com** provides direct access to an enormous number of specialized English glossaries, the list of which is divided according to the following categories:

- Animal Life
- Business & Finance
- Entertainment & Arts
- Food & Cooking
- Health
- History, Politics, Society
- Home & Garden
- Law & Legal Issues
- Literature & Language
- Miscellaneous
- Religion & Spirituality
- Science
- Shopping
- Sports
- Technology
- Travel

Descriptions can be called up for each source listed under one of these categories. Each glossary is individually searchable. For more information, see Section 1.5.

### Abbreviations and acronyms

*Canonical Abbreviation/Acronym List* at <http://www.astro.umd.edu/~marshall/abbrev.html>

### Computer terminology including messaging lingo and other abbreviations

*BABEL: A Glossary of Computer Oriented Abbreviations and Acronyms* at <http://www.cs.tut.fi/tlt/stuff/misc/babel.html#>

*Computer Desktop Encyclopedia* at <http://www.yourdictionary.com/computer/> .

*Emoticons & Smiley Page* [chat and internet messaging acronyms and abbreviations] at <http://www.muller-godschalk.com/acronyms.html>

*FOLDOC (Free Online Dictionary of Computing)* at <http://foldoc.org/>, with ca 15,000 entries “includes acronyms, jargon, programming languages, tools, architecture, operating systems, networking, theory, conventions, standards, mathematics, telecoms, electronics, institutions, companies, projects, products, history, in fact anything you might expect to find in a computer dictionary

*Glossary of Acronyms for PC and Server Technologies* at <http://www.microsoft.com/whdc/resources/support/glossary.msp>

*IMGLISH Glossary* [of messaging lingo] at <http://www.chemie.fu-berlin.de/cgi-bin/acronym>

*Webster's New World Hacker Dictionary* at <http://www.yourdictionary.com/hacker/>

Numerous other online glossaries of Internet messaging terms can be found at [http://www.alphadictionary.com/directory/Specialty\\_Dictionaries/World\\_Wide\\_Web/](http://www.alphadictionary.com/directory/Specialty_Dictionaries/World_Wide_Web/)

### Difficult words

*Hutchinson Dictionary of Difficult Words' A-Z*, at <http://www.tiscali.co.uk/reference/dictionaries/difficultwords/>

### Finance

*TheFreeDictionary* (Farlax), *Financial Dictionary*. For a description, see <http://financial-dictionary.thefreedictionary.com/> ; for general information about the Farlax dictionaries, see Section 1.3.

### Idioms, Phrases



*TheFreeDictionary* – Google Search [[Dict.cc LINK TheFreeDictionary](#) , check “Google” in place of “TheFree Dictionary”] initiates a selective search for English phrases and idioms

*McGraw-Hill Dictionary of American Idioms and Phrasal Verbs*. © 2002, indexed in *The Free Dictionary*, [Dict.cc LINK TheFreeDictionary](#)

*The Phrase Finder* at <http://www.phrases.org.uk/index.html> gives meanings and origins of over 1,200 English sayings, phrases and idioms

## Law

*TheFreeDictionary* (Farlax), *Legal Dictionary*. For a description, see <http://legal-dictionary.thefreedictionary.com/> , for general information about the Farlax dictionaries, see *Section 1.3*.

## Medicine

*TheFreeDictionary* (Farlax), *Medical Dictionary*. For a description, see <http://medical-dictionary.thefreedictionary.com/> : for general information about the Farlax dictionaries, see *Section 1.3*.

## Proverbs

*Gleez! 1000 English Proverbs and Sayings* at <http://gleez.com/articles/general/1000-english-proverbs-and-sayings>

## Quotations:

*Bartlet's Familiar Quotations* (11,000 quotations in English up to 1919) at <http://www.bartleby.com/100/index.html>

*QuotationsReference.com* (14,000 quotes in English) at <http://www.quotationreference.com/quotefinder.php> allows keyword-in-text searching as well as searching by author and topic.

*WorldofQuotes.com: Historic quotes and proverbs archive* (15,000 quotes in English) at <http://www.worldofquotes.com/search.php> allows keyword-in-text searching as well as searching by author and topic.

*Quotations: the otherpages.org* (almost 30,000 quotes in English) at <http://www.theotherpages.org/quote.html> allows keyword-in-text searching as well as searching by author and topic. To find the full text of the quote, however, you must click the entry to access the source and then use your browser's search function to find the keyword in context.

*QuoteWorld.org* (15,000 quotes in English) at <http://www.quoteworld.org/search.php> allows keyword-in-text searching as well as searching by author and topic.

## Slang and colloquialisms

*The Online Slang Dictionary* (American and English slang) at <http://onlineslangdictionary.com/>

### - (American)

*Black State.com: All things Ghetto* at <http://www.dsl.ac.uk/dsl/index.html> lists terms from Afro-American, Latino-American, hip hop / rap, and other subcultures.

*Buzzword Compliant Dictionary* [A “buzzword” is a usually important-sounding word or phrase used primarily to impress laypersons and is generally short-lived.] at <http://www.buzzwhack.com/index.html> . Listing by alphabet; uses integrated Google Selective Search to find specific terms or phrases.

*Historical Dictionary of American Slang* at <http://www.alphadictionary.com/slang/O.html>

*SlangSite.com* at <http://www.slangsite.com/aboutus.htm> includes Webspeak and made-up-words as well as slang and colloquialisms

*Urban Dictionary* – the most comprehensive dictionary of contemporary American slang, including ethnic usages like Puerto Rican and West Indian slang – at <http://www.urbandictionary.com/> . For each term, users contribute a variety of definitions and example sentences [status Dec. 2009, ca 4.5 M contributions]. NOTE, however, that many of the entries in the *Urban Dictionary* are quite idiosyncratic (or even fake) and by no means reflect widespread usage, so that they should be treated with caution if it is not possible to verify them through other sources. See FORUM thread #429576:]

- **(Australian)**

*Australian English Glossary* at <http://www.uta.fi/FAST/US1/REF/aust-eng.html>.

*KoalaNet Australian Slang* at <http://www.koalanet.com.au/australian-slang.html>

*Larry's Aussie Slang and Phrase Dictionary* at [http://www.angelescity.com/aussie\\_slang.html](http://www.angelescity.com/aussie_slang.html)

- **(British)**

*BBC British American Dictionary* at <http://www.bbcamerica.com/content/141/dictionary.jsp> includes regional expressions from England Scotland Ireland and Wales, explaining them in American English

*British Slang - Lower Class and Underworld, 19th Century* at [http://www.tlucetius.net/Sophie/Castle/victorian\\_slang.html](http://www.tlucetius.net/Sophie/Castle/victorian_slang.html)

*CockneyRhymingSlang* at <http://www.cockneyrhymingslang.co.uk/>

*CoolSlang – British Slang Dictionary* at <http://www.coolslang.com/in/british/index.php>

*A Dictionary of Slang* (English slang and colloquialisms used in the United Kingdom) at <http://www.peevish.co.uk/slang/index.htm>

*London Slang* a dictionary of slang and colloquialisms in London and Estuary English at <http://www.londonslang.com/> .

*Septics Companion : British Slang Dictionary* at <http://septiccompanion.com/showletter.php?letter=all>

*SlangSearch* at <http://www.slangsearch.com/index.html> offers not only the full alphabetical list, but also subsets for military, sport and technical slang.

**(Indian)**

*Glossary of Inglish (Indian English) slang* at <http://www.angelfire.com/zine/breakthatblock/words.html#inglishglossary>

### 3.3. GERMAN

#### Abbreviations and acronyms

*Woxikon Abkürzungen und Akronyme Datenbank* at <http://german.about.com/gi/o.htm?zi=1/XJ/Ya&zTi=1&sdn=german&cdn=education&tm=146&f=11&tt=14&bt=1&bts=1&zu=http%3A/www.woxikon.de/>

#### Computer terminology

*e-Wörterbuch / Informatik* at <http://www.e-woerterbuch.de/php/Ausgabeseite.php?Anfragewort=verteiler>

#### Dated words and usages

The *Lexikon der bedrohten Wörter* at <http://www.bedrohte-woerter.de/> maintains an open list of terms and expressions which are in the process of disappearing from German usage. For an interesting account of the origins of this site, see [http://de.wikipedia.org/wiki/Lexikon\\_der\\_bedrohten\\_Wörter](http://de.wikipedia.org/wiki/Lexikon_der_bedrohten_Wörter) .

### **Denglish**

*The Denglish Dictionary* at [http://german.about.com/library/blvoc\\_denglish.htm](http://german.about.com/library/blvoc_denglish.htm)

### **Idioms /Redensarten:**

*Redensarten-Index* at <http://www.redensarten-index.de/suche.php>

### **Slang and Umgangssprache**

*BILDblog* at <http://www.bildblog.de/woerterbuch.html> lists new words created by the BILD-Zeitung, offering an alphabetical list but no search function.

*Goethe Institute Learners Glossary* at <http://www.goethe.de/Z/jetzt/dejwort/dejworta.htm> offers alphabetical lists but no search function.

*Jugendslang-Glossar* at <http://accurapid.com/journal/dictionaryE.htm> offers alphabetical lists but no search function.

*MundMische* at <http://www.mundmische.de/> is a dictionary of German slang and colloquialisms (ca 31,000 entries), providing standard German equivalents or explanations. it offers alphabetical lists, but also a search function.

## APPENDIX II: ONLINE BIBLE AND QURAN VERSIONS

Now and then, there is need to translate words and phrases or whole quotations from the Bible. The following is a list of online Bible versions that can be consulted for this purpose.

### ENGLISH VERSIONS

<http://www.biblegateway.com/> offers a long list of Bible versions in many different languages. Of the English translations offered, the following deserve special mention:

- the *New International Version* (NIV), produced by a team of conservative exegetes in the 60's, who sought to combine fidelity to the original text with ease of reading. Since 2001 there is a revised version also on this website *Today's New International Version* (TNIV), which has been more closely adapted to contemporary English
- The *King James Version* (KJV) is – like the Luther Bible in German –, still the preferred version of many Christians, who savor the beauty of its antiquated “Bible English”, though, from the point of view of modern Biblical scholarship it is severely outdated. There is a very conservative revised version on this website, the *21st Century King James* (KV21), which changes only antiquated spelling and obsolete terms, but otherwise faithfully reproduces the text of the original King James Version. A more modern and scientifically updated version also offered on this website is *New King James Version* (NKJV), a completely new translation from the original texts, which strives, as far as possible to imitate the stylistic cadence of the old King James.

<http://www.devotions.net/bible/00bible.htm> offers the translation preferred by many exegetes, including Catholic ones, namely the *New Revised Standard Version* (NRSV) in an American and a British edition.

<http://www.catholic.org/bible/> offers the *New Jerusalem Bible* (NJB) from 1985, which is a revised version of a translation produced by English-speaking Catholic exegetes in the 60's, inspired by the French *Bible de Jerusalem*, a pioneering literal translation by scholarly exegetes from the original texts, which was then reworked with the aid of literary authors to achieve stylistic elegance. Noted for its fidelity to the original text and literary beauty, the New Jerusalem Bible is not only the official text of the Catholic Churches in many English speaking countries, but is also admired and used by many liberal Protestants. Unfortunately, the search machine on this website does not enable you to look up directly a specific chapter and verse; instead you must first open the book you want, then call up the chapter and read down to the verse you are looking for.

### GERMAN VERSIONS

<http://www.biblegateway.com/versions/index.php?action=getVersionInfo&vid=10> offers the *Luther Bibel* in the *original version of 1545*.

<http://www.bibel-online.net/> offers the *Luther Bibel* in the *1912 revised version*.

<http://www.die-bibel.de/online-bibeln/> offers a broad palette of modern German translations:

- the classic *Luther-Bibel* in the *1984 revised version*, which preserves the original cadence as far as possible and is the version best known to most contemporary German Protestants;
- the modern *Gute Nachricht Bibel*, which strives for immediate intelligibility to contemporary German speakers unacquainted with ecclesiastical jargon;
- the philologically exact *Menge-Bibel*, which strives for the closest possible reproduction of the original Hebrew and Greek text;
- the solid *Einheitsübersetzung* produced in cooperation between biblical scholars and literary experts. It is the official version of the Catholic Church in Germany,
- the *Zürcher Bibel* (2007), which uses modern stylistic expression while preserving the „foreignness“ of the original texts.;
- the literal *Elberfelder Bibel* (2006), which among other features is marked by the “concordant”, i.e. consistently identical, translation of key notions;
- the *Neue Genfer Übersetzung* (NGÜ), which seeks to combine easy comprehensibility with closeness to the original texts;

- the *Schlachter-Bibel 2000*, which translates the original texts into exact and pithy modern German;
  - the *Neues Leben* translation, which aims at particularly easy and fluent reading,
- Furthermore, one may note that the German Bible Society maintains an additional scholarly Bible portal, [www.bibelwissenschaft.de](http://www.bibelwissenschaft.de), where the Hebrew and Greek original texts (*Biblia Hebraica*, *Septuaginta* and *Nestle-Aland New Testament*) as well as the classic Latin *Vulgata* are made available.

#### MULTILINGUAL PORTAL: **Bibleserver.com**

New on the Net since 2010 is a revised (Beta version) of the multilingual Bible portal (20 languages to date) **Bibleserver.com** [ <http://www.bibleserver.com/index.php> ], which offers some 30 versions of the Bible in all major European languages plus Turkish, Arabic, and the classical Hebrew, Greek, and Latin versions. On this portal, the Bible can be looked up by chapter and verse, read as continuous text, or searched for key words as with a concordance. Its use is free, but registration is recommended in order to use the personalized functions of the service, e.g. bookmarking passages, adding personal notes to passages, creating personal thematic verse lists, etc. In addition to the Bible texts, the site offers four English Bible dictionaries, where themes can be looked up:

- *Easton Bible Dictionary* (EBD);
- *Nave's Topical Bible* (NAV);
- *Strong's Hebrew and Greek Dictionary* (STR)
- *Torrey Topical Textbook* (TTT)

and seven English or German commentaries, where individual passages can be looked up:

- *Jamieson Fausset Brown Bible Commentary* (JFB)
- *Matthew Henry Concise Commentary* (MHCC)
- *Antworten auf Glaubensfragen* (NIKO)
- *Predigtnetz* (PN)
- *Peoples New Testament* (PNT)
- *Scofield Reference Notes* (SCO)
- *Treasury of Scripture Knowledge* (TSR)

Here is the list of English, German and original versions (standard abbreviations) available at this portal:

##### **German versions:**

LUT	<i>Luther 1984</i>
ELB Rev.	<i>Elberfelder</i>
HFA	<i>Hoffnung für Alle</i>
SLT	<i>Schlachter 2000</i>
NGÜ	<i>Neue Genfer Übersetzung</i>
GNB	<i>Gute Nachricht Bibel</i>
EU	<i>Einheitsübersetzung</i>
NL	<i>Neues Leben</i>

##### **English versions:**

NIV	<i>New International Version</i>
TNIV	<i>Today's New International Version</i>
NIRV	<i>New Int. Readers Version</i>
KJV	<i>King James Version</i>

##### **Original versions:**

OT	Hebrew Old Testament (non-pointed text)
LXX	Septuaginta (Greek)
VUL	Vulgata (Latin)

Most of these versions are described above.

### Verse by verse comparison:

When you look up a particular verse in the “read” mode, the verse will be displayed as a highlight within the context of the whole chapter’s text. The [compare](#) button next to the verse number divides the page into two columns, in the left column the chosen version continues to appear with the respective verse highlighted. In the right column, all 30 translations of the verse are displayed.

## THE JEWISH BIBLE

The Jewish Masoretic text in pointed Hebrew with a verse by verse parallel **English translation** according to the 1917 Jewish Publication Society version is available at <http://www.mechon-mamre.org/p/pt/pt0.htm> .

As to **German versions**, the magnificent Buber-Rosenzweig translation of the Hebrew Bible into contemporary German is available on the Internet only for a few brief passages. See <http://buber.de/de/bibel> .

A contemporary German translation for young people is under construction at <http://www.juedische-bibel.de/JungeTora/JungeTora.html> . It is arranged according to the order of the weekly synagogue readings of the Torah and Haftara and is not searchable. The passages are cited by their Hebrew names rather than those familiar to non-Jews.

## THE QURAN

**The Online Quran Project**, launched in 2007 aims to produce a Quran portal for the authentic original Arabic text with diacritics and for a broad spectrum of translations into the different languages of the world [See [http://en.wikipedia.org/wiki/Online\\_Quran\\_Project](http://en.wikipedia.org/wiki/Online_Quran_Project) for a description. New languages and new translations are being added continuously.] Its homepage is <http://community.al-quran.info/> .Its search engine allows searching the Arabic text for individual words or phrases. You can also read the text by chapter and verse, with the translation of your choice displayed in the left column parallel to the Arabic text in the right column.

For this service, use the Web address [http://al-quran.info/#&&sura=1&trans=en-arthur\\_arberry&show=both,quran-uthmani&format=rows&ver=1.00](http://al-quran.info/#&&sura=1&trans=en-arthur_arberry&show=both,quran-uthmani&format=rows&ver=1.00) , which is set for Sure 1 in the **Arberry** translation. To read a different chapter or a different translation, you need only change the respective settings. Currently, this portal offers **35 English translations** (plus an English transliteration of the Arabic) and **5 German translations**.

With such a broad spectrum to choose from, it is not easy to find the best translation. Many have a hidden bias to one school of Islam or another. Some are more literal, others more free, some use antiquated sacral language, others use contemporary language. For an **overview**, see [http://en.wikipedia.org/wiki/English\\_translations\\_of\\_the\\_Quran](http://en.wikipedia.org/wiki/English_translations_of_the_Quran) and [http://www.meforum.org/717/assessing-english-translations-of-the-quran#\\_ftn32](http://www.meforum.org/717/assessing-english-translations-of-the-quran#_ftn32)

Here is a list of some other online ENGLISH translation sites offering translations that for the most part are also on the Online Qumran Project site

<http://www.submission.org/Q-T.html> offers the translation by **Rashad Khalifa**.

<http://majalla.org/books/quran/index.htm> offers three older translations of each verse, one underneath the other. All use an archaic “Bible English”:

**Yusuf Ali**’s translation published 1934-1938;

**Pickthal's** translation published in 1930:

**Shakir's** translation published in 1987, which borrows heavily from Pickthal's and Maulana Muhammad Ali's: translations

<http://www.mlivo.com/translations/Hilali%20Khan.htm> offers the controversial **Hilali-Kahn** translation published in , which is notorious for its anti-Jewish and anti-Christian slant..

Special mention should be made of the authoritative contemporary English translation produced in 2008 by the **Royal Aal al-Bayt Institute for Islamic Thought**, Amman, Jordan, which is available at <http://www.atafsir.com/ViewTranslations.asp?Display=yes&SoraNo=1&Ayah=0&Language=2&TranslationBook=10&LanguageID=2>.



## APPENDIX III. SUBJECT AREAS IN SYSTEMATIC OVERVIEW

In the following listing, I have attempted to give a systematic overview of the present list of subject areas, grouping them together under some 19 headings (with some additional headings as cross-references) which emerged out of my classification efforts. This is a pragmatic grouping; it makes no claims to be normative. Its only justification is the need to bring together topical areas which are otherwise isolated in an alphabetical list. Though it appears to be hierarchical, it is not intended to be so; it merely attempts to **subordinate more specialized topics to the broader topics to which they are related**, since, given the history of the *Dict.cc* subject fields, one often finds terms belonging to a more specialized field listed instead under one of the broader fields.

### Format

**Group headings** are ordered alphabetically and printed in *capital letters* and often do not coincide with actual. subject fields. Underlined blue terms are **official names for subject fields** according to the present list; occasionally, they are *identical with the group heading*, in which case they are *capitalized*, but most often they stand for individual fields *subsumed under the group heading*; in that case, they appear in *lower case*. When **unofficial names** are used either as part of a group heading or as references to the official term, they are *written in italics*. The **order of fields within a group** is alphabetical; **subfields**, however, are indented beneath the field they are subordinate to.

.Because individual fields can often be assigned to more than one group, it is necessary to assign the **main entry** to the best-fitting group, with *“see”-references in parentheses* to that entry from **other locations** in the systematic. This is simply a matter of convenience.

For **topics which are not found in the official list** of subject areas – some of them were independent subject fields in the past –, I indicate where they might be found by making additional *“see”-references in square brackets*. Where necessary, reference is made to more than one subject field.

For **closely related topics found elsewhere in the list**, I have included *“see also”-references, in curly brackets*.

In all such cross-references, the *group heading* is often abbreviated, the *subordination levels* are indicated by slashes, and *official subfield name* is represented by “/ ...”, when the name is identical with the term from which the reference is made.

This list of topics makes no claim to be exhaustive, and I welcome suggestions especially for additional cross-references.

### AGRICULTURE {also FOOD / Foodstuffs industry}

- [Animal husbandry → AGRICULTURE]
  - [Horse breeding, riding → ENTERTAINMENT... / Sports / Equestrianism]
- [Crop growing → AGRICULTURE]
- [Environment → ECOLOGY, ...]
- Forestry
- Horticulture
- Hunting

[**ANTHROPOLOGY** → SOCIETY / Ethnology] {also PHILOSOPHY; RELIGION}

[**ARCHAEOLOGY** → HISTORY / ...]

## **ART**

- [Architecture](#) {also TECHNOLOGY / [Construction](#)}
- ([Dance](#) → MUSIC / ...)
- ([Fashion](#) → DECORATIVE ARTS) / [Clothing, ...](#))
- ([Film](#) → MEDIA / ...)
- ([Music](#) → MUSIC)
- ([Photography](#) → TECHNOLOGY / ...)
- ([UNESCO World Heritage](#) → SOCIETY / ...)

[**BUSINESS** → ECONOMY – BUSINESS]

## ***DECORATIVE ARTS***

- [Clothing, Fashion](#) {also [Textiles](#)}
- [Cosmetics & Body Care](#)
- [Furniture](#)
- [[Jewelry](#) → [Clothing, fashion](#) ]
- [Textiles, Textile industry](#)

## **ECOLOGY. Environment**

## **ECONOMY – BUSINESS**

- [[Agribusiness](#) → [AGRICULTURE](#)]
- [Accounting](#)
- ( ([public](#)) [Administration](#) → SOCIETY ... / ...)
- [[Banking](#) → [Finance](#)]
- [Commerce](#)
  - [Marketing](#)
    - [Advertising language](#)
    - [Trademarks, Brand Names](#)
- [Finance](#)
  - [Currencies](#)
  - [Insurance](#)
  - [Real Estate](#)
  - [Stock Exchange](#)

- ([Industry](#) → TECHNOLOGY / ...)
- ([Jobs, Employment market](#) → SOCIETY / ...)
- [Travel industry](#)

## **EDUCATION**

## **ENGINEERING → TECHNOLOGY and ENGINEERING**

### ***ENTERTAINMENT – RECREATION – HOBBIES***

- [[Dancing](#) → MUSIC / [Dance](#)]
- ([Comics, animated cartoons](#) → MEDIA / Literature / ...)
- ([Film](#) → MEDIA / ...)
- [Games](#)
- ([Hunting](#) → AGRICULTURE ... / ...)
- [Philately](#)
- ([Photography](#) → TECHNOLOGY / ...)
- [Sports](#)
  - [[Bicycling](#) → TRANSPORTATION / Land Transport / [Bicycle](#)]
  - [Climbing, Mountaineering](#)
  - [Equestrianism](#)
  - [Motor Sports](#)
- ([Television and Radio](#) → MEDIA / ...)
- [Toys](#)
- ([Theatre](#) → MEDIA / ...)

### ***FOOD***

- [Brewing](#)
- [Foodstuffs Industry](#) {also [AGRICULTURE](#)}
- [Gastronomy, Cooking](#)
- [Oenology](#)

## **HISTORY**

- [Archaeology](#)
- [Armour](#)
- [Heraldry](#)
- ([Philately](#) → ENTERTAINMENT ... / ...)

## ***LANGUAGE***

- [Linguistics](#)
  - ([Advertising Language](#) → ECONOMY.../ Commerce / Marketing / ...)
  - [Cuss](#)
  - [Idiom](#)
  - [Internet Slang](#)
  - [Neologisms](#)
  - [Onomastics](#)
  - [Phonetics](#)
  - [Proverb](#)
  - [Quotation](#)
  - [Specialized Term](#)
  - [Travelers' Vocabulary](#)
- ([Literature](#) → MEDIA / ...)
- [Rhetoric](#)

([LAW](#) → SOCIETY / ...)

([LITERATURE](#) → MEDIA / ...)

([MATHEMATICS](#) → SCIENCE / [Mathematics](#))

#### (Information and entertainment) MEDIA

- [Film](#)
- [Journalism](#)
- [Library Science](#)
- [Literature](#)
  - ([Biblical](#) → RELIGION / ...)
  - [Comics, animated cartoons](#)
  - [F \[Names and Titles in Literature, Film, TV, Arts\]](#)
  - ([Mythology](#) → RELIGION / ...)
  - [Poetry](#)
- [Publishing](#)
  - [Print, Typography, Layout](#)
- ([Telecommunications](#) → TECHNOLOGY / ...)
- [Television and Radio](#)
- [Theatre](#)

#### [MEDICINE](#) and [PSYCHOLOGY](#)

- [Anatomy](#)
- [Audiology](#)

- [Dental Medicine](#)
- [Medicine](#)
  - [Medical Engineering & Imaging](#)
- [Pharmacy](#)
  - [Drugs](#)
- [Psychology](#)
- [Veterinary Medicine](#)

## **[MUSIC](#)**

- [Dance](#)
- [[Opera](#) → [MUSIC](#)]

## **PHILOSOPHY**

## **[RELIGION](#)**

- [[Astrology](#) → [RELIGION](#) / [Esotericism](#)]
- [Biblical](#)
- [[Canon law](#) → [RELIGION](#) and [SOCIETY](#) / [LAW](#)]
- [[Christianity, churches](#) → [RELIGION](#)]
- [Esotericism](#)
- [[Islam, Quran](#) → [RELIGION](#)]
- [[Judaism](#) → [RELIGION](#)]
- [Mythology](#)
- [[Theology](#) → [RELIGION](#)]

## **[SCIENCE](#)**

- [Astronomy](#) {also [TECHNOLOGY...](#) / [Astronautics](#)}
- [Chemistry](#)
  - [[Crystallography](#) → [Materials science](#) {also [SCIENCE](#) / ... / [Mineralogy](#)}]
  - [Materials science](#)
  - [[Metallurgy](#) → [Materials science](#)]
- [[Earth sciences](#)]
  - [Geography](#)
  - [Geology](#) {also [ENTERTAINMENT...](#) / [Sports](#) / [Climbing, Mountaineering](#)}
  - [Hydrology & Hydrogeology](#)
  - [Mineralogy](#)
- [Mathematics](#)
  - ([Accounting](#) → [ECONOMY...](#) / ... )
  - [Computer Sciences](#)

- ([Internet Slang](#) → LANGUAGE / Linguistics / ...)
- [Statistics](#)
- [Meteorology](#)
- [Physics](#)
- [Units, Weights, Measures](#)
- **[LIFE SCIENCES]**
- [Biology](#)
  - [Biochemistry](#)
  - ([Biotechnology](#) ⇒ TECHNOLOGY... / ...)
  - [Botany, Plants](#)
  - [Mycology](#)
  - [Zoology, Animals](#)
    - [Entomology](#)
    - [Ichthyology](#)
    - [Ornithology](#)
- ([Medicine](#) → MEDICINE and PSYCHOLOGY / ...)
- ([Psychology](#) → MEDICINE and PSYCHOLOGY / ...)

## **SOCIETY**

- [\(Public\) Administration](#)
- [Ethnology](#)
- [European Union](#)
- ([Geography](#) → SCIENCE / Earth sciences / ...)
- [Jobs, Employment market](#)
- **LAW**
- [Military](#)
  - [Weapons](#)
    - [Armour](#) [historical] → HISTORY / ...
- [Politics](#)
- [Sociology](#)
- [UNESCO World Heritage](#)
- [Urban Planning](#)

## **TECHNOLOGY and ENGINEERING**

- [Astronautics](#)
- [Automotive Engineering](#)



- [Biotechnology](#)
- ([Computer](#) → SCIENCE / Mathematics / ...)
- [Construction](#) [also ART / [Architecture](#)]
- [Electrical Engineering, Electronics](#)
- [Engineering](#)
- [*Environmental Technology* → [ECOLOGY, Environment](#)]
- [Firefighting & Rescue](#)
- [Industry](#)
- [*Maritime Technology* → TRANSPORTATION / [Nautical Science](#)]
- ([Materials science](#) → SCIENCE / Chemistry / ...)
- ([Medical Engineering & Imaging](#) ⇒ [MEDICINE](#) / ...)
- [*Metal Processing* → SCIENCE / Chemistry / [Materials science](#)]
- [Mining](#)
- [Nuclear Engineering](#)
- [Photography](#)
- [*Printing Technology* / MEDIA / Publishing / [Print](#)]
- [*Publishing Technology* → MEDIA / [Publishing](#)]
- [*Railway Technology* → TRANSPORTATION / Land Transport / [Rail](#)]
- [*Road Engineering* → TRANSPORTATION / [Land Transport](#)]
- [*Shipbuilding* → TRANSPORTATION / [Nautical Science](#)]
- [*Space technology* → TECHNOLOGY... / [Astronautics](#)]
- [Telecommunications](#)
- ([Television and Radio](#) → MEDIA / ...)
- [*Textile Technology* → DECORATIVE ARTS / [Textiles, Textile industry](#)]
- [Tools](#)
- [Watches, Clocks](#)
- [*Weapons Technology* → SOCIETY / Military / [Weapons](#)]

[**THEOLOGY** → [RELIGION](#)]

## **TRANSPORTATION**

- ([Astronautics](#) → TECHNOLOGY / ...)
- [Aviation](#)
- [Transportation \(Land Transport\)](#)
  - [Bicycle](#)
  - ([Equestrianism](#) → ENTERTAINMENT... / Sports / ...)
  - [Rail](#)
- [Nautical Science](#)
- [Traffic](#)
- ([Travel Industry](#) → ECONOMY / ...)

- ([Travelers' Vocabulary](#) → *LANGUAGE* / Linguistics / [...](#))